

8

7

6

5

4

3

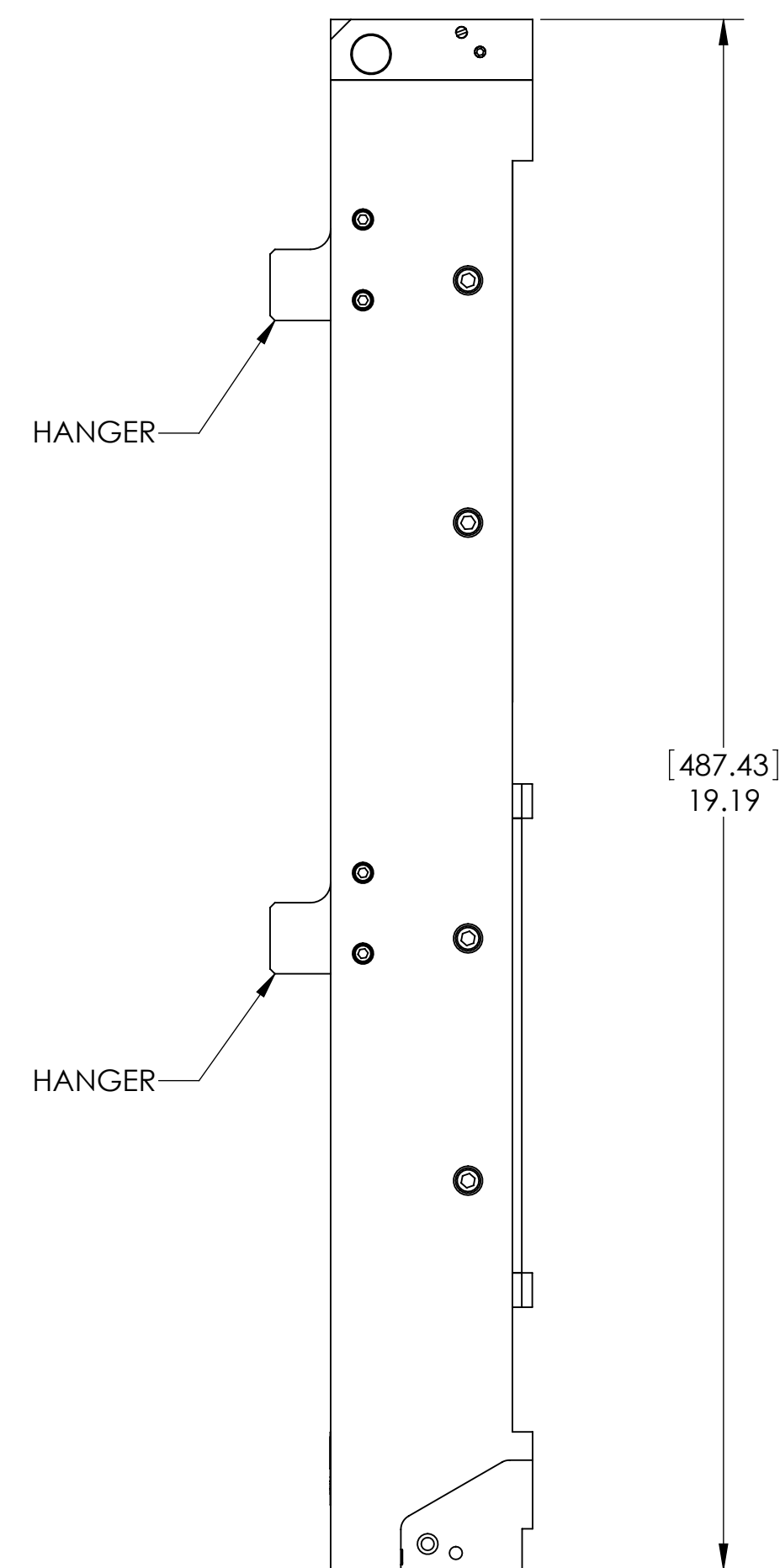
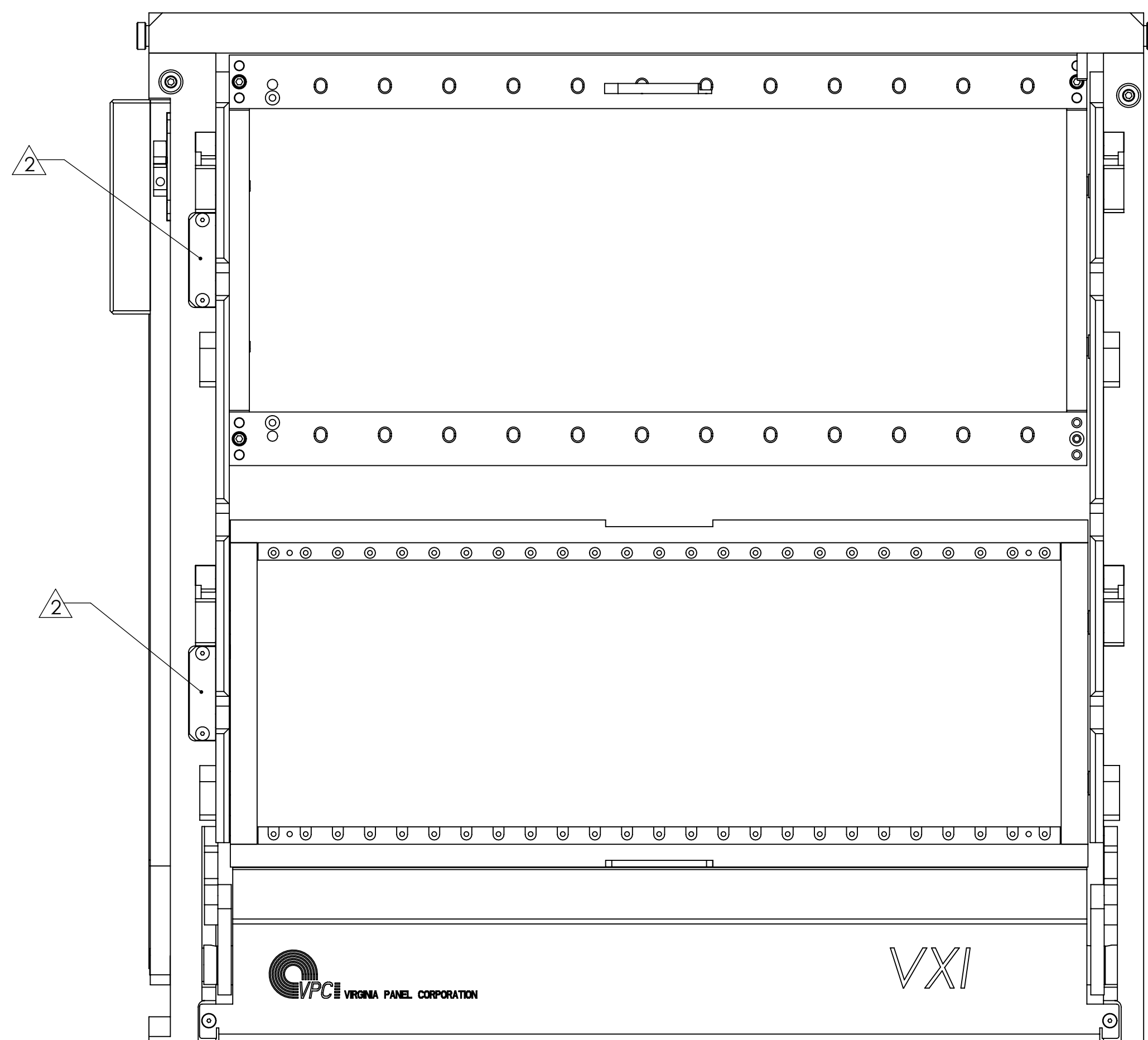
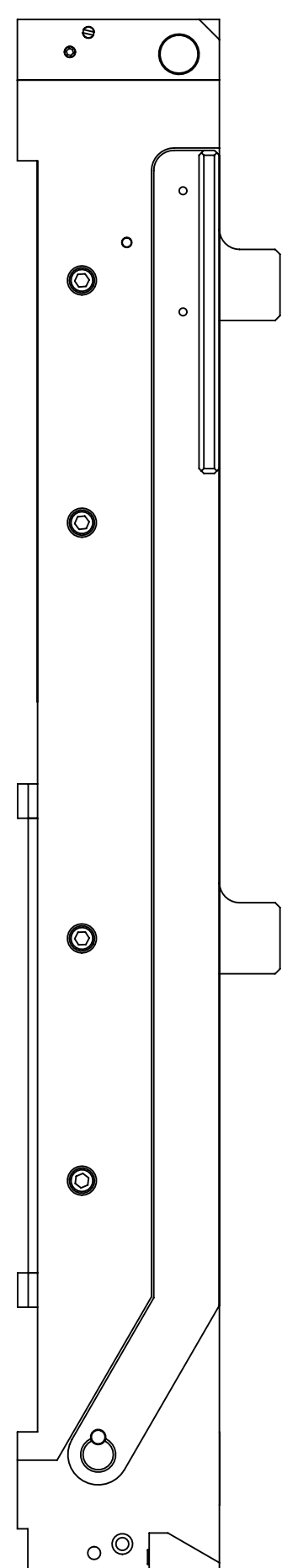

2

1

DO NOT SCALE DRAWING

THE INFORMATION CONTAINED HEREIN IS THE EXCLUSIVE PROPERTY OF VIRGINIA PANEL CORPORATION AND IS SUBMITTED FOR USE BY THE CUSTOMER ONLY. THE DATA SHALL NOT BE DUPLICATED, USED OR DISCLOSED IN WHOLE OR IN PART FOR ANY PURPOSE OTHER THAN TO MAINTAIN THE EQUIPMENT PROVIDED. CONSULT WITH VIRGINIA PANEL CORPORATION ENGINEERING IF MORE DETAIL IS REQUIRED.

REVISIONS			
REV	DESCRIPTION	DATE	ENGR
H	ECN 09-310-0104	11/11/09	BAL



D

D

C

C

B

B

A

A

3. (1) 3/32 ALLEN WRENCH INCLUDED FOR MODULE MOUNTING.

MICROSWITCH WIRING: N/C - RED
N/O - WHITE
COMM - BLK

1. FOR APPLICATION USE AND CARE INFORMATION CONSULT VPC USERS GUIDE @ WWW.VPC.COM
NOTES:

310104248

CUSTOMER DRAWING

VIRGINIA PANEL CORPORATION
WWW.VPC.COM
RECEIVER ASM VXI & 9025

RELATED PARTS	PART NUMBER
MATING ITA's	410104111
PROTECTIVE COVER	310113285
PLUG & PLAY PLATE	310113364

DIMENSIONS ARE SHOWN AS:	SIZE	CAGE CODE	DWG. NO.	REV
[MILLIMETERS]	D	18117	4397 00 000	H
INCHES	SCALE: 1:2	439700000	4/3/97	SHEET 1 OF 1

8

7

6

5

4

3

2

1