

8 7 6 5 4 3 2 1

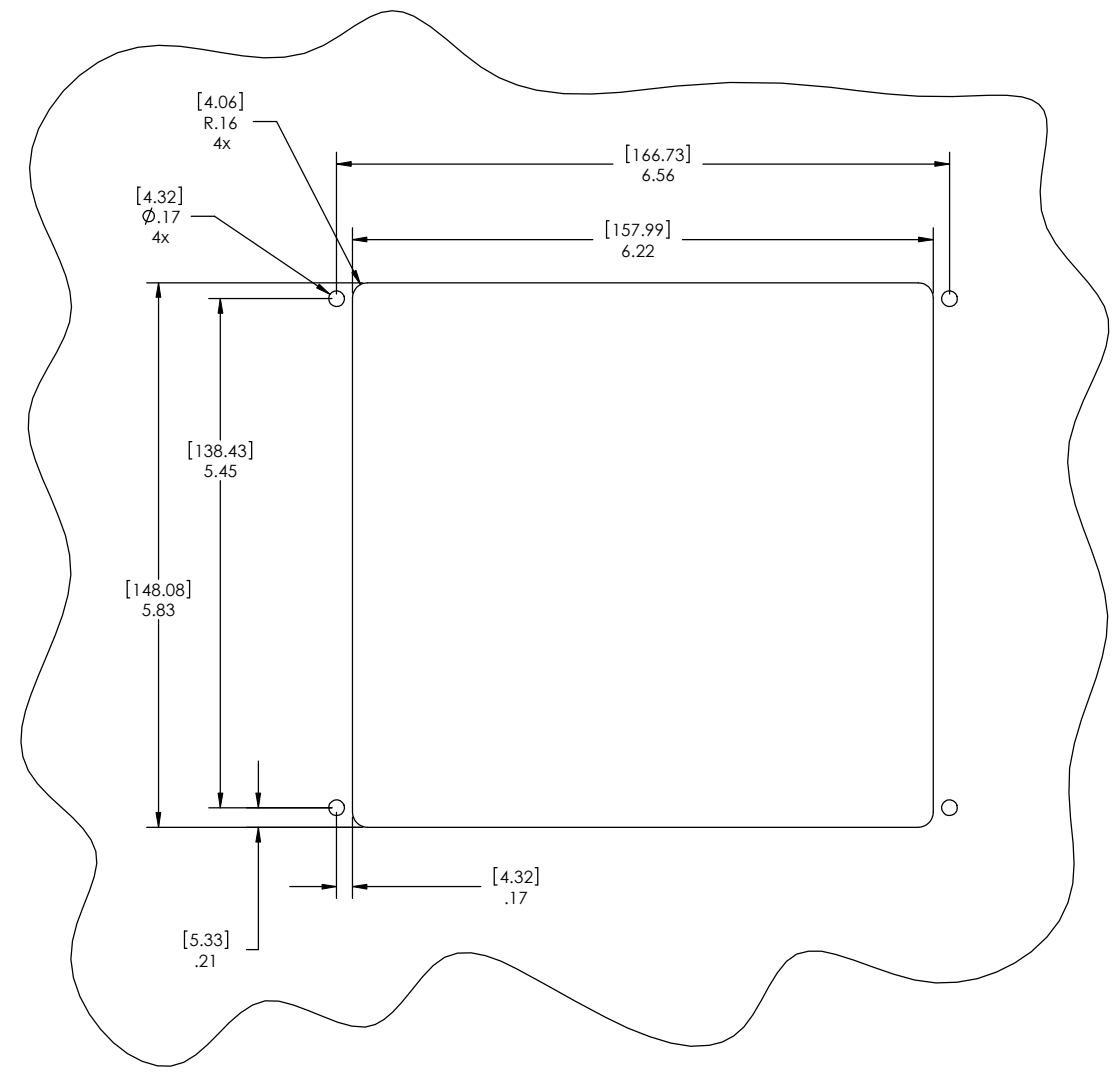
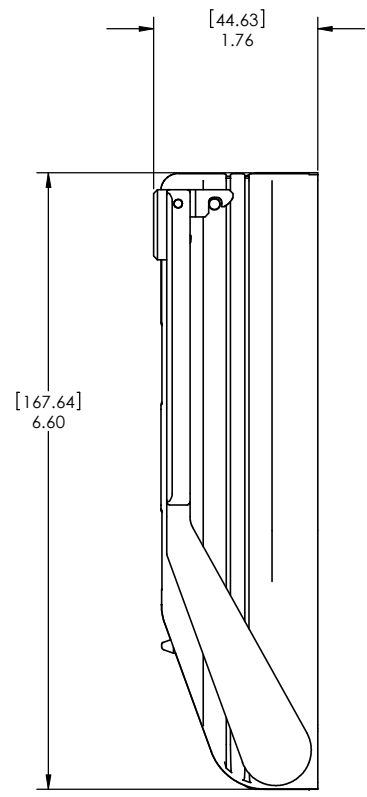
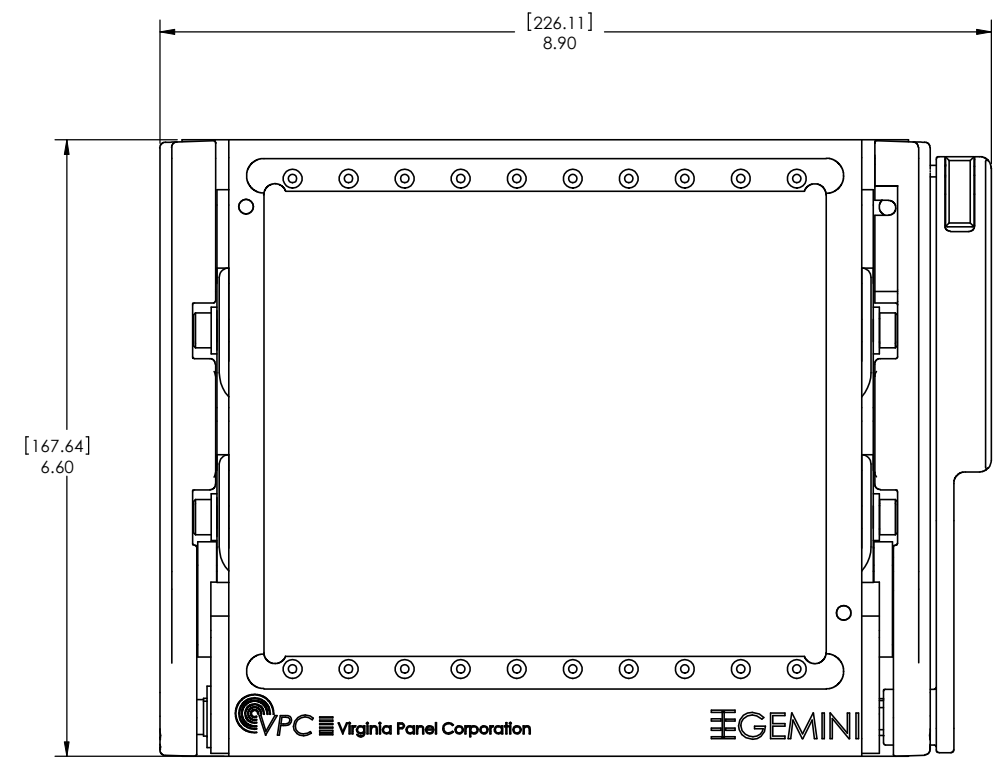
DO NOT SCALE DRAWING

THE INFORMATION CONTAINED HEREIN IS THE EXCLUSIVE PROPERTY OF VIRGINIA PANEL CORP. AND IS SUBMITTED FOR USE BY THE CUSTOMER ONLY. THE DATA SHALL NOT BE DUPLICATED, USED, OR DISCLOSED IN WHOLE OR IN PART FOR ANY PURPOSE OTHER THAN TO MAINTAIN THE EQUIPMENT PROVIDED.


| REVISIONS | | | | |
|-----------|-----|-------------------|--------|----------|
| ZONE | REV | DESCRIPTION | DATE | APPROVED |
| | H | ECN # 08-310-0070 | 8/8/08 | G LACONI |

D
C
B
A

D
C
B
A



RECOMMENDED PANEL CUTOUT



| RECEIVER SPECIFICATIONS | |
|-------------------------|---------------------------------|
| WEIGHT | 2.20 lbs [1.09 Kg] |
| SIDE MATERIAL | ABS-Polycarbonate Blend |
| FRAME MATERIAL | ANODIZED ALUMINUM |
| SLIDE MATERIAL | NICKEL PLATED STEEL |
| LINKAGE, HANDLE, LATCH | STAINLESS STEEL |
| AVAILABLE MODULE SLOTS | 10 POSITIONS |
| CYCLE LIFE | 20,000 |
| TEMPERATURE | -55°C TO 85°C |
| MAXIMUM WEIGHT SUPPORT | 25 lbs. @ 6" [11 Kg @ 15.25 cm] |

- NOTES:
- (1) 3/32" ALLEN WRENCH INCLUDED FOR MODULE MOUNTING
 - INCLUDED MOUNTING HARDWARE: (4) 6-32 x .375 SOCKET HEAD CAP SCREWS, AND (4) #6 WASHERS.

1 FOR APPLICATION, USE & CARE INFORMATION CONSULT VPC USERS GUIDE @WWW.VPC.COM.

| MATING ITA P/N's | PROTECTIVE COVER P/N | VERTICAL HINGE MOUNTING FRAME |
|------------------|----------------------|-------------------------------|
| 410104272 | 310113154 | 310113342 |
| 410104123 | | |

| CUSTOMER DRAWING - CUSTOMER DRAWING - CUSTOMER DRAWING | | | |
|--|------------|--------------|-----------|
| DIMENSIONS ARE SHOWN AS: (millimeters) INCHES | SIGNATURES | | DATE |
| | DR | REH | |
| | CHK | | |
| | ENG | | |
| REMOVE BURRS, BREAK SHARP EDGES. | PROD | | |
| MATERIAL | ASSY | | |
| FINISH | Q A | | |
| | APPD | | |
| SOLIDWORKS DRAWING FILE | | SIZE | FSCM NO. |
| | | D 18117 | |
| | | DWG NO. | 310104317 |
| | | SCALE: 1:4 | 310104317 |
| | | REV | H |
| | | SHEET 1 OF 1 | |

8 7 6 5 4 3 2 1