

4

3


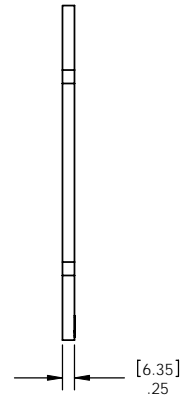
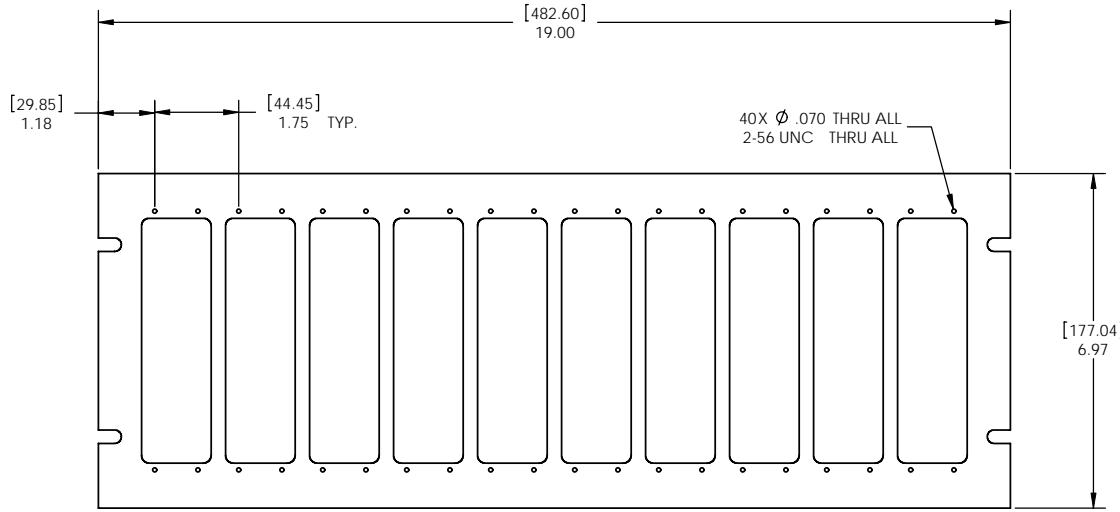
2

1

DO NOT SCALE DRAWING

THE INFORMATION CONTAINED HEREIN IS THE EXCLUSIVE PROPERTY OF VIRGINIA PANEL CORPORATION AND IS SUBMITTED FOR USE BY THE CUSTOMER ONLY. THE DATA SHALL NOT BE DUPLICATED, USED, OR DISCLOSED IN WHOLE OR IN PART FOR ANY PURPOSE OTHER THAN TO MAINTAIN THE EQUIPMENT PROVIDED. CONSULT WITH VIRGINIA PANEL CORPORATION ENGINEERING IF MORE DETAIL IS REQUIRED.

| REVISIONS | | | |
|-----------|-------------------------------------|---------|-----------|
| REV | DESCRIPTION | DATE | ENGR |
| A | ORIGINAL RELEASE - ECN #08-310-0009 | 1/31/08 | W MATHENY |



D

C

B

A

D

C

B

A

2. FOR USE WITH RECEIVER 310123101.
 1. FOR APPLICATION USE & CARE INFORMATION CONSULT VPC USERS GUIDE @WWW.VPC.COM
 NOTES:

CUSTOMER DRAWING
VIRGINIA PANEL CORPORATION
WWW.VPC.COM
ICON MOUNTING PLATE
4U - 10 POSITION GRAY

| | | | | |
|--------------------------|------------|-----------|-----------|--------------|
| DIMENSIONS ARE SHOWN AS: | SIZE | CAGE CODE | DWG. NO. | REV |
| [MILLIMETERS] | C | 18117 | 310113492 | A |
| [INCHES] | SCALE: 1:2 | 310113492 | 1/31/08 | SHEET 1 OF 1 |

4

3

2

1