

8 7 6 5 4 3 2 1

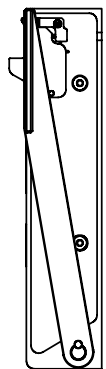
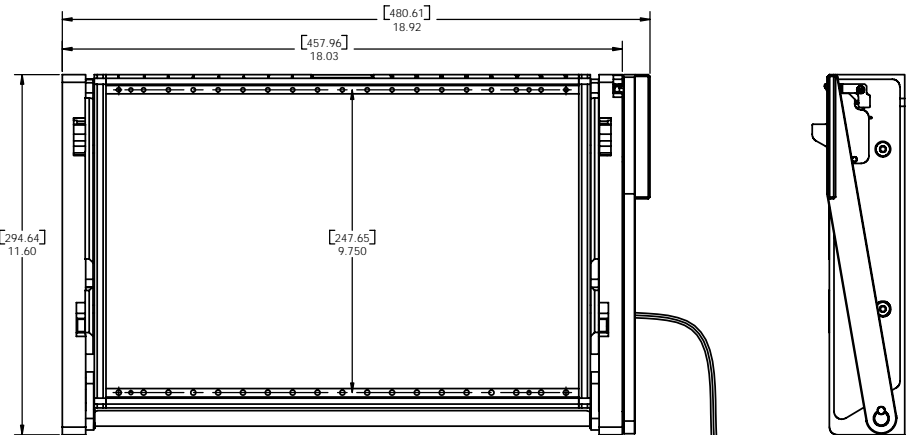
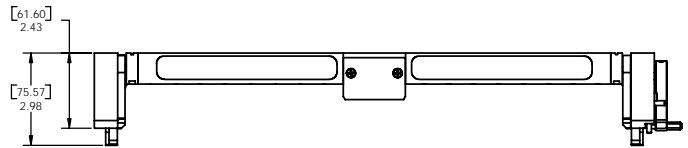
DO NOT SCALE DRAWING

THE INFORMATION CONTAINED HEREIN IS THE EXCLUSIVE PROPERTY OF VIRGINIA PANEL CORP. AND IS SUBMITTED FOR USE BY THE CUSTOMER ONLY. THE DATA SHALL NOT BE DUPLICATED, USED, OR DISCLOSED IN WHOLE OR IN PART FOR ANY PURPOSE OTHER THAN TO MAINTAIN THE EQUIPMENT PROVIDED.

REVISIONS				
ZONE	REV	DESCRIPTION	DATE	APPROVED
A		ORIGINAL RELEASE		
B	ECN 04-310-0013		2/26/04	RG
C	ECN 04-310-0022		4/26/04	RG
D	ECO #191325		5/3/05	LH

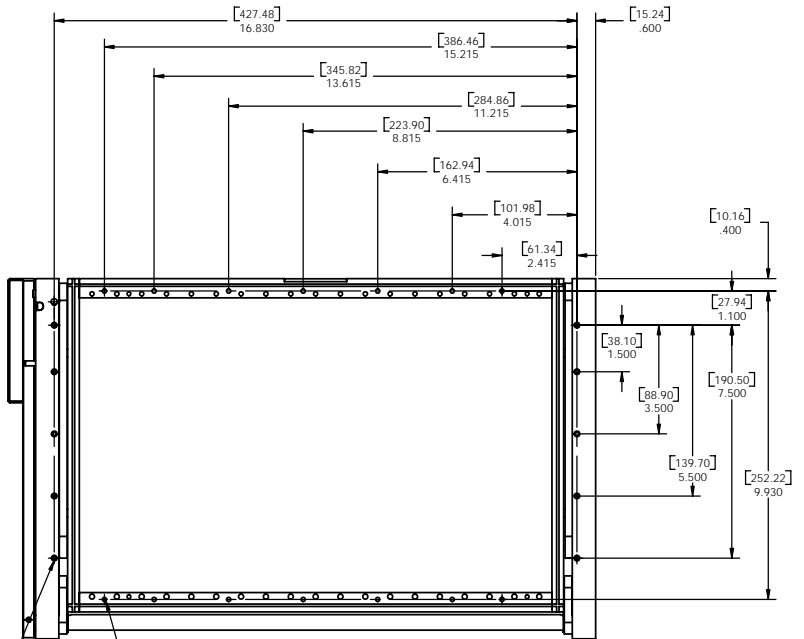
D
C
B
A

D
C
B
A



.138-.32UNC-.2B x .28 DP.
TYP 10 PLCS.

.164-.32UNC-.2B x .30 DP.
TYP 14 PLCS.



(.762)
30.00

RUN #	FROM				TO	
	VPC RECEIVER				TYCO CONN 103958-2	
1	INTLK-NO	24 AWG	WHT	30 IN	P1-PIN1	
2	INTLK-C	24 AWG	BLK	30 IN	P1-PIN2	
3	INTLK-NC	24 AWG	RED	30 IN	P1-PIN3	

3 MARK "P1 MATES 1A2-AUX-J8"

2. WEIGHT - 10.7 LBS.
1. MICROSWITCH NOT SHOWN. WIRE PER THE FOLLOWING:
RED-NORMALLY CLOSED, WHITE-NORMALLY OPEN, BLACK-COMMON.

NOTES:

CUSTOMER DRAWING - CUSTOMER DRAWING - CUSTOMER DRAWING - CUSTOMER DRAWING

SOLIDWORKS DRAWING FILE	TOLERANCES ON HOLES UNLESS SPECIFIED	DIMENSIONS ARE IN INCHES UNLESS OTHERWISE SPECIFIED.	CONTRACT NO.	
	HOLE DIA. TOLERANCE	TOLERANCE	SIGNATURES	DATE
0135 TO 042	+0.003/-0.002	DEC. XX+	DR	K GARMAN
043 TO 093	+0.004/-0.002	XXX+	ANG	+ 1°
095 TO 154	+0.005/-0.002	REMOVE BURRS; BREAK SHARP EDGES		
156 TO 265	+0.006/-0.002	MATERIAL		
266 TO 4219	+0.007/-0.002	PROD		
4375 TO 6094	+0.008/-0.002	ASSY		
625 TO 75	+0.009/-0.002	CJ A		
7656 TO 8487	+0.009/-0.002	APFD		
8594 TO 2.000	+0.010/-0.003			

REF: SCSM NO. **D 18117** DWG NO. **310115119** REV. **D**

SCALE: 1:2 310115119 4/24/01 SHEET 2

VIRGINIA PANEL CORPORATION
www.vpc.com
RTCCASS RCVR ASM

8 7 6 5 4 3 2 1