

4

3

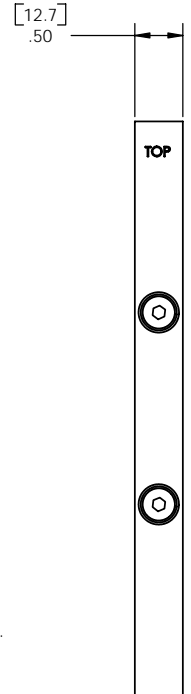
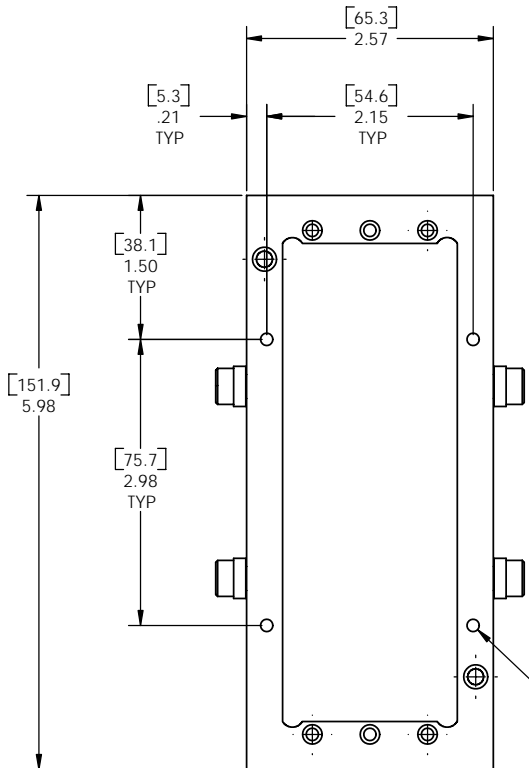
2

1

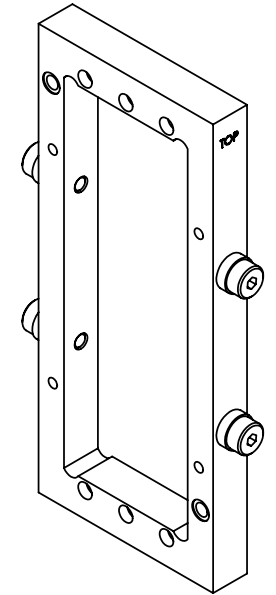
DO NOT SCALE DRAWING

THE INFORMATION CONTAINED HEREIN IS THE EXCLUSIVE PROPERTY OF VIRGINIA PANEL CORPORATION AND IS SUBMITTED FOR USE BY THE CUSTOMER ONLY. THE DATA SHALL NOT BE DUPLICATED, USED, OR DISCLOSED IN WHOLE OR IN PART FOR ANY PURPOSE OTHER THAN TO MAINTAIN THE EQUIPMENT PROVIDED. CONSULT WITH VIRGINIA PANEL CORPORATION ENGINEERING IF MORE DETAIL IS REQUIRED.

REVISIONS			
REV	DESCRIPTION	DATE	ENGR
C	ECN # 07-410-0003	1/5/07	BKM



Ø .128 THRU, C'BORE Ø .218 x .14 DP. FAR SIDE, TYP 4 PLCS.



D

C

B

A

D

C

B

A

2. MATING 3 MODULE RECEIVER IS VPC PART NUMBER: 310104176
 1. FOR APPLICATION USE & CARE INFORMATION CONSULT VPC USERS GUIDE @WWW.VPC.COM

NOTES:

410104147

CUSTOMER DRAWING			
VIRGINIA PANEL CORPORATION WWW.VPC.COM			
ITA, 90 SERIES - 3 MODULE			

DIMENSIONS ARE SHOWN AS:	SIZE	CAGE CODE	DWG. NO.	REV
[MILLIMETERS]	C	18117	4227 38 000	C
INCHES			SCALE: 1:1 422738000	SHEET 1 OF 1

4

3

2

1