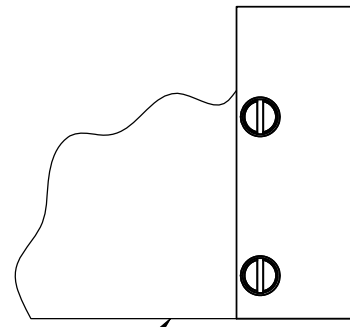
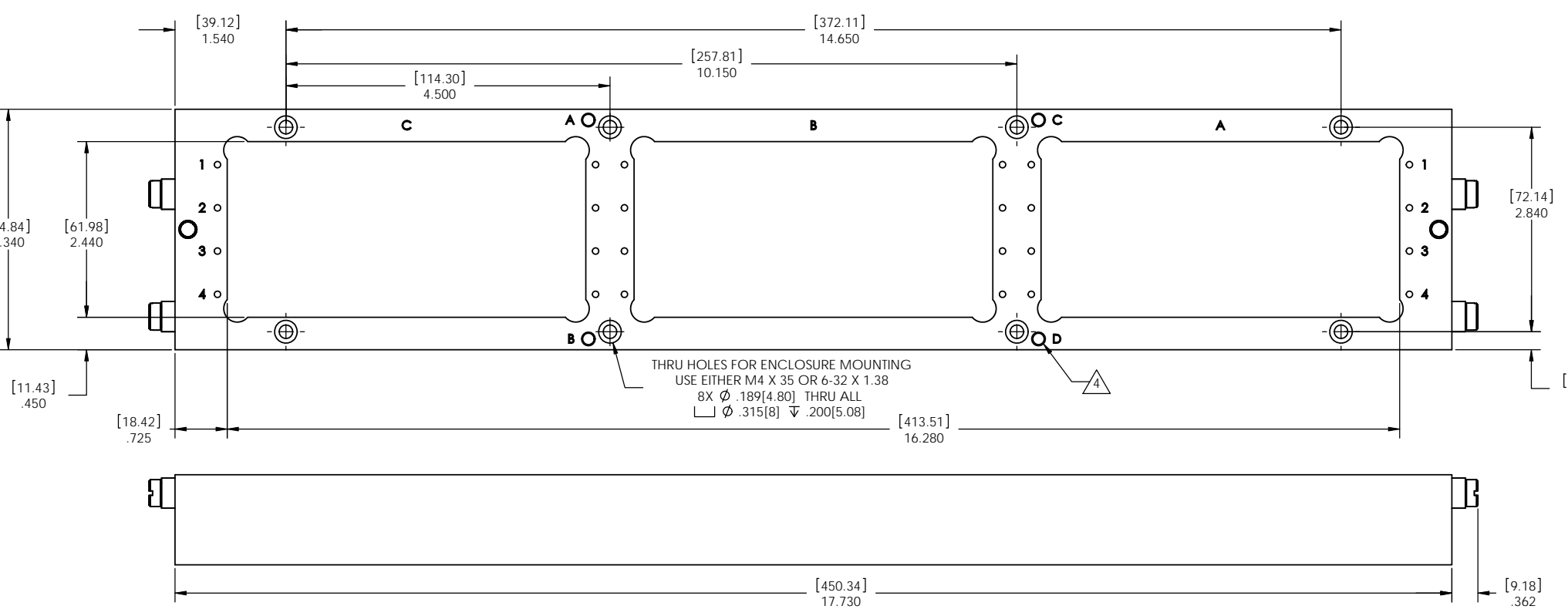
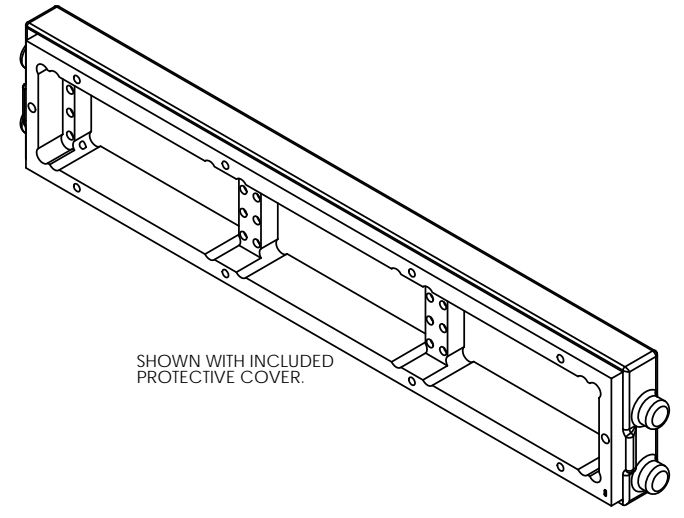
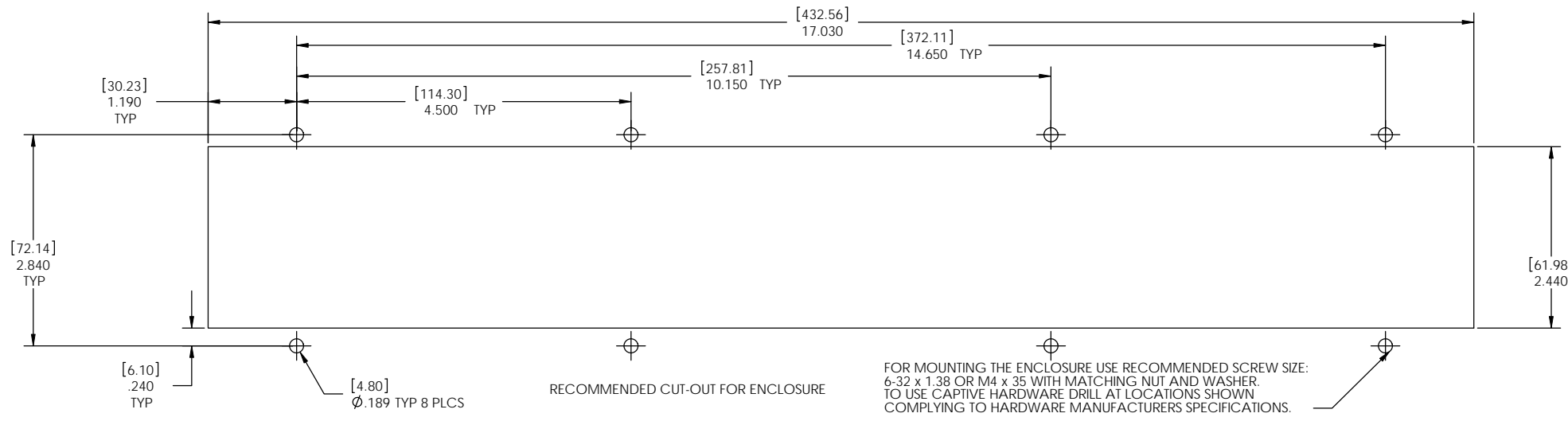


8 7 6 5 4 3 2 1

DO NOT SCALE DRAWING

THE INFORMATION CONTAINED HEREIN IS THE EXCLUSIVE PROPERTY OF VIRGINIA PANEL CORPORATION AND IS SUBMITTED FOR USE BY THE CUSTOMER ONLY. THE DATA SHALL NOT BE DUPLICATED, USED, OR DISCLOSED IN WHOLE OR IN PART FOR ANY PURPOSE OTHER THAN TO MAINTAIN THE EQUIPMENT PROVIDED. CONSULT WITH VIRGINIA PANEL CORPORATION ENGINEERING IF MORE DETAIL IS REQUIRED.

REVISIONS			
REV	DESCRIPTION	DATE	ENGR
G	ECN #10-410-0027	3/16/10	BAL



KEYING PLUG LOCATIONS							
PATTERN 1				PATTERN 4			
RECEIVER		ITA		RECEIVER		ITA	
PIN A	PIN C	SCREW A	SCREW C	PIN A	PIN C	SCREW A	SCREW C
INSTALLED	INSTALLED	OPEN	OPEN	OPEN	OPEN	INSTALLED	INSTALLED
PIN B	PIN D	SCREW B	SCREW D	PIN B	PIN D	SCREW B	SCREW D
OPEN	OPEN	INSTALLED	INSTALLED	INSTALLED	INSTALLED	OPEN	OPEN
PATTERN 2				PATTERN 5			
RECEIVER		ITA		RECEIVER		ITA	
PIN A	PIN C	SCREW A	SCREW C	PIN A	PIN C	SCREW A	SCREW C
INSTALLED	OPEN	OPEN	INSTALLED	OPEN	INSTALLED	INSTALLED	OPEN
PIN B	PIN D	SCREW B	SCREW D	PIN B	PIN D	SCREW B	SCREW D
INSTALLED	OPEN	OPEN	INSTALLED	INSTALLED	OPEN	OPEN	INSTALLED
PATTERN 3				PATTERN 6			
RECEIVER		ITA		RECEIVER		ITA	
PIN A	PIN C	SCREW A	SCREW C	PIN A	PIN C	SCREW A	SCREW C
OPEN	INSTALLED	INSTALLED	OPEN	OPEN	OPEN	INSTALLED	INSTALLED
PIN B	PIN D	SCREW B	SCREW D	PIN B	PIN D	SCREW B	SCREW D
OPEN	INSTALLED	INSTALLED	OPEN	OPEN	INSTALLED	INSTALLED	OPEN

4 IF KEYING IS REQUIRED USE VPC KEYING KIT PART NUMBER 310118112. SEE TABLE FOR KEYING OPTIONS.

- 3. ITA MATERIAL - ALUMINUM
ITA FRAME FINISH - CLEAR CHROMATE
- 2. WEIGHT = 2.6 LBS.
- 1. FOR APPLICATION USE AND CARE INFORMATION
CONSULT VPC USERS GUIDE @ WWW.VPC.COM

NOTES:

CUSTOMER DRAWING
VIRGINIA PANEL CORPORATION
 www.vpc.com
ITA, G12, 12 MODULE
FRONT MOUNT

DIMENSIONS ARE SHOWN AS:	SIZE	CAGE CODE	DWG NO.	REV
[MILLIMETERS]	D	18117	410104322	G
INCHES	SCALE: 1:1	410104322	12/1/04	SHEET 1 OF 1

8 7 6 5 4 3 2 1