
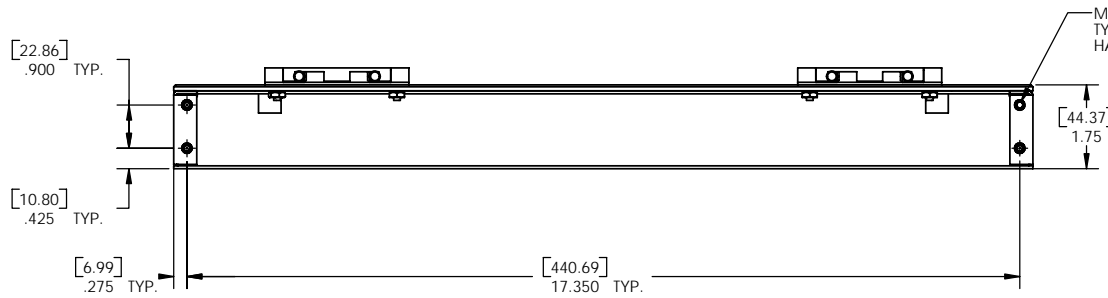
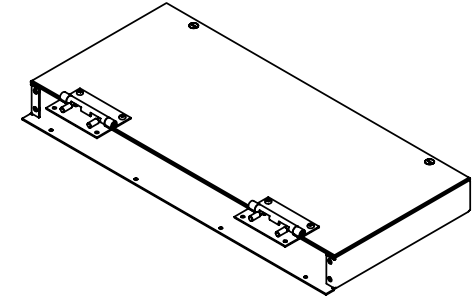
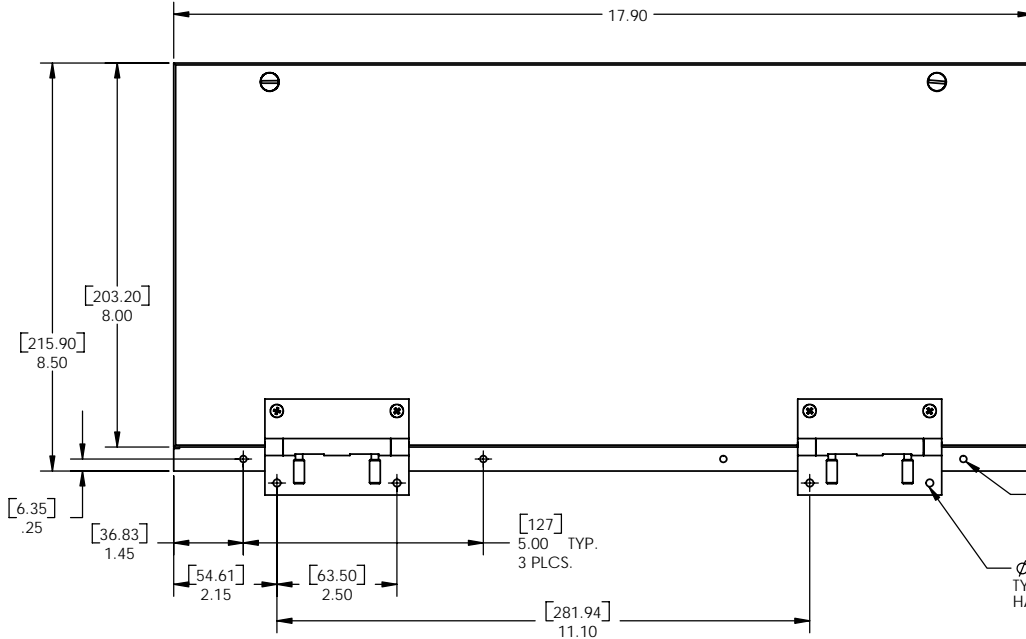


DO NOT SCALE DRAWING

THE INFORMATION CONTAINED HEREIN IS THE EXCLUSIVE PROPERTY OF VIRGINIA PANEL CORP. AND IS SUBMITTED FOR USE BY THE CUSTOMER ONLY. THE DATA SHALL NOT BE DUPLICATED, USED, OR DISCLOSED IN WHOLE OR IN PART FOR ANY PURPOSE OTHER THAN TO MAINTAIN THE EQUIPMENT PROVIDED. CONSULT WITH VIRGINIA PANEL CORPORATION ENGINEERING IF MORE DETAIL IS REQUIRED.

REVISIONS

ZONE	REV	DESCRIPTION	DATE	APPROVED
	A	ORIGINAL RELEASE - ECN #05-410-0042	5/16/2005	RLH



CUSTOMER DRAWING - CUSTOMER DRAWING

SOLIDWORKS DRAWING FILE	DIMENSIONS ARE SHOWN AS:		SIGNATURES		DATE	VIRGINIA PANEL CORPORATION		
	[millimeters]		DR	R HERRON	3/4/2005	www.VPC.COM		
	[INCHES]		CHK	E HUBBARD	5/16/2005	ENCLOSURE, S6		
			ENG	R HERRON	3/4/2005	1.75 X 18 X 8		
REMOVE BURRS. BREAK SHARP EDGES		PROD			SIZE	CAGE CODE	DWG.NO.	REV
MATERIAL		ASSY			C	18117	410112701	A
FINISH		O A			SCALE: NONE	3/4/2005	410112701	SHEET 1 OF 1
		APPD						

- 2 FOR USE WITH ITA 410122100
- 1 FOR APPLICATION, USE & CARE INFORMATION  
CONSULT VPC USERS GUIDE @WWW.VPC.COM

NOTES: