

4

3

2

1

DO NOT SCALE DRAWING

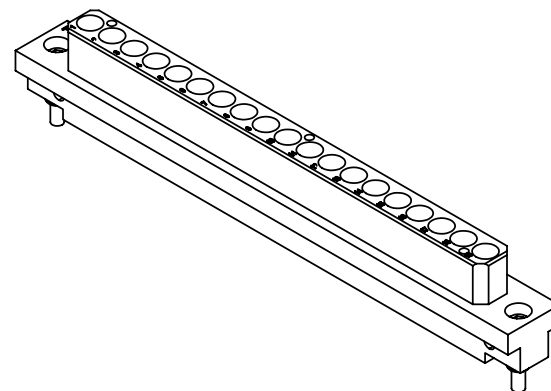
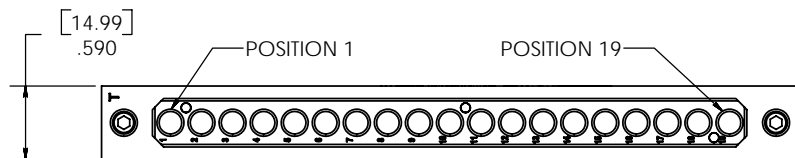
THE INFORMATION CONTAINED HEREIN IS THE EXCLUSIVE PROPERTY OF VIRGINIA PANEL CORPORATION AND IS SUBMITTED FOR USE BY THE CUSTOMER ONLY. THE DATA SHALL NOT BE DUPLICATED, USED, OR DISCLOSED IN WHOLE OR IN PART FOR ANY PURPOSE OTHER THAN TO MAINTAIN THE EQUIPMENT PROVIDED. CONSULT WITH VIRGINIA PANEL CORPORATION ENGINEERING IF MORE DETAIL IS REQUIRED.

REVISIONS

REV	DESCRIPTION	DATE	ENGR
C	ECN # 2613	12/7/01	MD

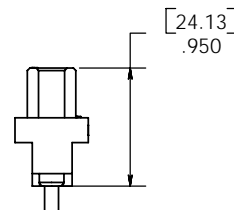

D

D



C

C



B

B

A

A

- 3. REMOVE MODULE CAP TO EXTRACT CONTACTS
- 2. MATING ITA MODULE - VPC PART # 510 108 115

1. FOR APPLICATION USE AND CARE INFORMATION CONSULT VPC USERS GUIDE @ WWW.VPC.COM

NOTES:

CUSTOMER DRAWING

VIRGINIA PANEL CORPORATION  
WWW.VPC.COM

MINIPOWER MODULE  
RECEIVER, 19 POSITION

DIMENSIONS ARE SHOWN AS:	SIZE	CAGE CODE	DWG. NO.	REV
[MILLIMETERS]	B	18117	510104123	C
INCHES	SCALE: 1:2	510104123	10/10/00	SHEET 1 OF 1

4

3

2

1