

4

3

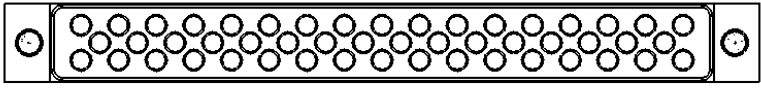
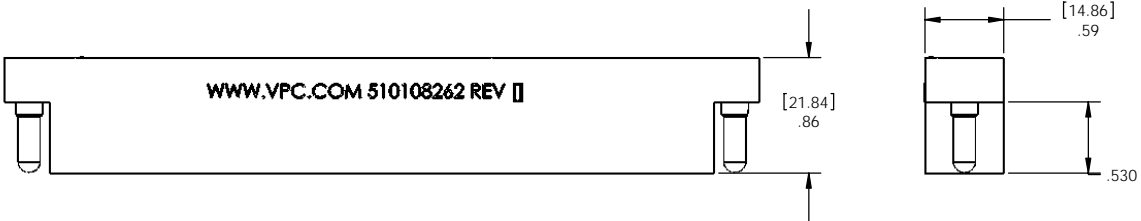
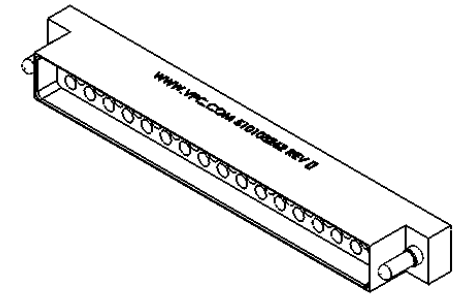
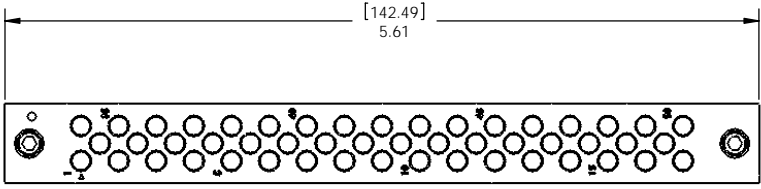
2

1

DO NOT SCALE DRAWING

THE INFORMATION CONTAINED HEREIN IS THE EXCLUSIVE PROPERTY OF VIRGINIA PANEL CORPORATION AND IS SUBMITTED FOR USE BY THE CUSTOMER ONLY. THE DATA SHALL NOT BE DUPLICATED, USED, OR DISCLOSED IN WHOLE OR IN PART FOR ANY PURPOSE OTHER THAN TO MAINTAIN THE EQUIPMENT PROVIDED. CONSULT WITH VIRGINIA PANEL CORPORATION ENGINEERING IF MORE DETAIL IS REQUIRED.

REVISIONS			
REV	DESCRIPTION	DATE	ENGR
B	ECN #07-510-0095	5/11/07	DMA



CUSTOMER DRAWING			
VIRGINIA PANEL CORPORATION WWW.VPC.COM			
MODULE, ITA. 90 SERIES 50 POS, MICRO COAX OR MICRO POWER			

DIMENSIONS ARE SHOWN AS: [MILLIMETERS] INCHES	SIZE	CAGE CODE	DWG. NO.	REV
	C	18117	510108262	B
SCALE: 1.5:1		510108262	3/16/07	SHEET 1 of 1

2. USE WITH VPC CONTACTS P/N 610141101, 610141102, 610141103 & 610143101
 1. FOR APPLICATION USE & CARE INFORMATION CONSULT VPC USERS GUIDE @WWW.VPC.COM

NOTES:

4

3

2

1