

8 7 6 5 4 3 2 1

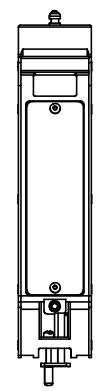
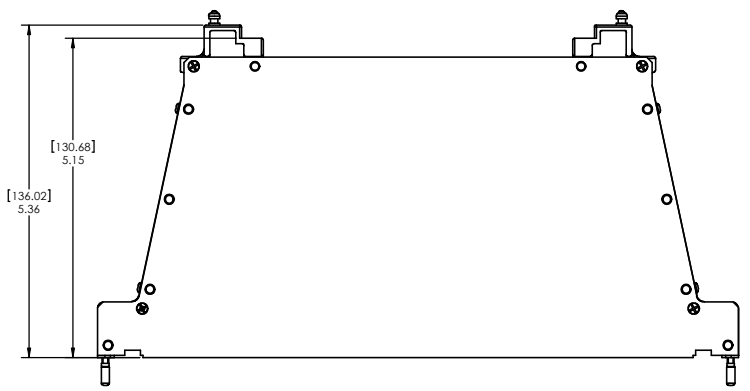

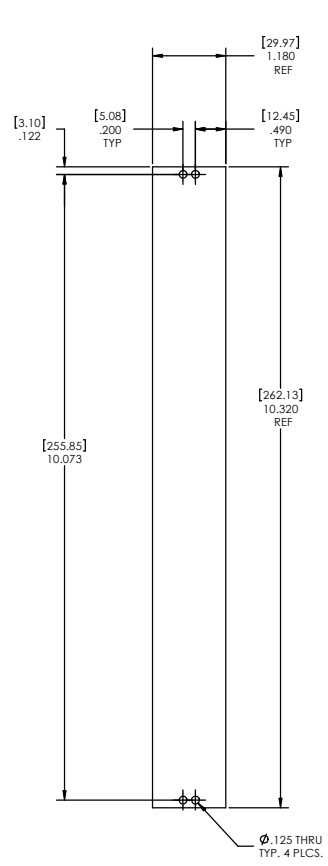
DO NOT SCALE DRAWING

THE INFORMATION CONTAINED HEREIN IS THE EXCLUSIVE PROPERTY OF VIRGINIA PANEL CORP. AND IS SUBMITTED FOR USE BY THE CUSTOMER ONLY. THE DATA SHALL NOT BE DUPLICATED, USED, OR DISCLOSED IN WHOLE OR IN PART FOR ANY PURPOSE OTHER THAN TO MAINTAIN THE EQUIPMENT PROVIDED.

ZONE		REV		REVISIONS		DATE	APPROVED
		DESCRIPTION					
C	ECN# 09-510-0049					5/7/09	G. LACOMI

D
C
B
A

D
C
B
A



VXI INSTRUMENT FRONT
PANEL MOUNTING HOLE
REQUIREMENTS

2 MATERIALS: SIDE COVERS - CLEAR CHROMATED ALUMINUM
TOP AND BOTTOM ASSEMBLIES, END COVERS - STAINLESS STEEL FILLED ABS
ALIGNMENT PIN - STAINLESS STEEL

1 FOR APPLICATION, USE & CARE INFORMATION
CONSULT VPC USERS GUIDE @WWW.VPC.COM.

NOTES:

CUSTOMER DRAWING - CUSTOMER DRAWING - CUSTOMER DRAWING			
DIMENSIONS ARE SHOWN AS: (millimeters) INCHES	CONTRACT NO.		VIRGINIA PANEL CORPORATION WWW.VPC.COM
	SIGNATURES	DATE	
	DR R GARMAN	6/9/04	
REMOVE BURS, BREAK SHARP EDGES	ENG		ADAPTER HOUSING, B SIZE SINGLE
MATERIAL	PROD		
	ASSY		
FINISH	Q.A.		
	APPD		
REF: D 18117	SCALE: 1:1	DWG NO. 510109197	REV C
		510109197 6/9/04	SHEET 1 OF 1

8 7 6 5 4 3 2 1