

4

3


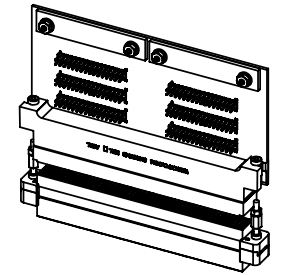
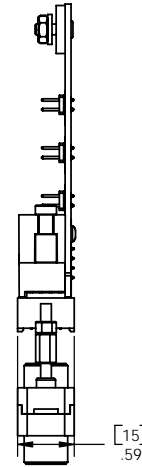
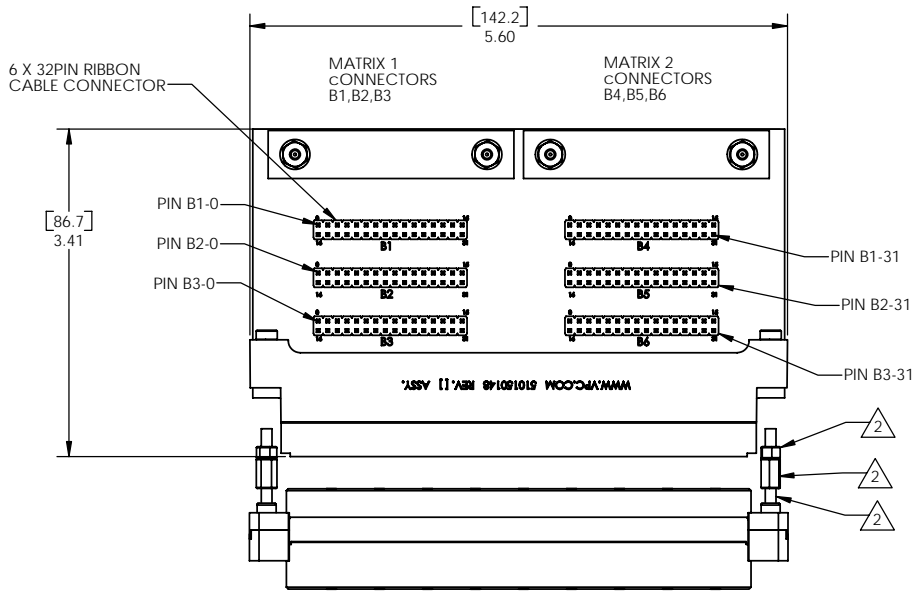
2

1

DO NOT SCALE DRAWING

THE INFORMATION CONTAINED HEREIN IS THE EXCLUSIVE PROPERTY OF VIRGINIA PANEL CORPORATION AND IS SUBMITTED FOR USE BY THE CUSTOMER ONLY. THE DATA SHALL NOT BE DUPLICATED, USED, OR DISCLOSED IN WHOLE OR IN PART FOR ANY PURPOSE OTHER THAN TO MAINTAIN THE EQUIPMENT PROVIDED. CONSULT WITH VIRGINIA PANEL CORPORATION ENGINEERING IF MORE DETAIL IS REQUIRED.

REVISIONS			
REV	DESCRIPTION	DATE	ENGR
C	ECN #06-510-0049	5/11/06	EA



MATRIX 1 ROWS (16-31) B1	HD MATRIX 2 ROWS(0-3) B6	MATRIX 2 ROWS (16-31) B4
D1- 16 17 18 19 20 21 22 23 24 25 26 27 28 29 30 31 0	1 2 3 0 1 2 3	16 17 18 19 20 21 22 23 24 25 26 27 28 29 30 31 0
C1+ 16 17 18 19 20 21 22 23 24 25 26 27 28 29 30 31 0	1 2 3 0 1 2 3	16 17 18 19 20 21 22 23 24 25 26 27 28 29 30 31 0
B1- 0 1 2 3 4 5 6 7 8 9 10 11 12 13 14 15 0	1 2 3 0 1 2 3	0 1 2 3 4 5 6 7 8 9 10 11 12 13 14 15 0
A1+ 0 1 2 3 4 5 6 7 8 9 10 11 12 13 14 15 0	1 2 3 0 1 2 3	0 1 2 3 4 5 6 7 8 9 10 11 12 13 14 15 0

MATRIX 1 ROWS (0-15) B2	HD MATRIX 1 ROWS(0-3) B3	MATRIX 2 ROWS (0-15) B5
D1- 16 17 18 19 20 21 22 23 24 25 26 27 28 29 30 31 0	1 2 3 0 1 2 3	16 17 18 19 20 21 22 23 24 25 26 27 28 29 30 31 0
C1+ 16 17 18 19 20 21 22 23 24 25 26 27 28 29 30 31 0	1 2 3 0 1 2 3	16 17 18 19 20 21 22 23 24 25 26 27 28 29 30 31 0
B1- 0 1 2 3 4 5 6 7 8 9 10 11 12 13 14 15 0	1 2 3 0 1 2 3	0 1 2 3 4 5 6 7 8 9 10 11 12 13 14 15 0
A1+ 0 1 2 3 4 5 6 7 8 9 10 11 12 13 14 15 0	1 2 3 0 1 2 3	0 1 2 3 4 5 6 7 8 9 10 11 12 13 14 15 0

4. TECHNICAL DATA:
 MATERIAL : BOARD FR4 w/SOLDERMASK
 VPC CONNECTOR BLACK LCP w/GOLD PLATED BERYLIUM COPPER CONTACTS
 BOARD CONNECTOR BLACK LCP w/GOLD PLATED PHOSPHOR BRONZE POSTS
 CURRENT: 2 AMPERE CONTINUOUS @150V RMS

3. WORKS WITH 1 OR 2 NI TB-2634

- 2 ITEMS SHIPPED LOOSE
 (QTY 1) 3/32" BALL END HEX L WRENCH, NOT SHOWN
 (QTY 2) 4-40X.31" THREADED STANDOFF
 (QTY 2) 4-40X.1.25" SOCKETHEAD CAP SCREW
 (QTY 2) 4-40X.31" THREADED STANDOFF

1. FOR APPLICATION USE & CARE INFORMATION CONSULT VPC USERS GUIDE @WWW.VPC.COM

NOTES:

SIGNAL TRACES											
A1 > B2-16	A25 > B3-24	B1 > B2-0	B25 > B3-8	C1 > B1-16	C25 > B6-24	D1 > B1-0	D25 > B6-8				
A2 > B2-17	A26 > NC	B2 > B2-1	B26 > NC	C2 > B1-17	C26 > NC	D2 > B1-1	D26 > NC				
A3 > B2-18	A27 > B3-26	B3 > B2-2	B27 > B3-10	C3 > B1-18	C27 > B6-26	D3 > B1-2	D27 > B6-10				
A4 > B2-19	A28 > NC	B4 > B2-3	B28 > NC	C4 > B1-19	C28 > NC	D4 > B1-3	D28 > NC				
A5 > B2-20	A29 > B3-28	B5 > B2-4	B29 > B3-12	C5 > B1-20	C29 > B6-28	D5 > B1-4	D29 > B6-12				
A6 > B2-21	A30 > NC	B6 > B2-5	B30 > NC	C6 > B1-21	C30 > NC	D6 > B1-5	D30 > NC				
A7 > B2-22	A31 > B3-30	B7 > B2-6	B31 > B3-14	C7 > B1-22	C31 > B6-30	D7 > B1-6	D31 > B6-14				
A8 > B2-23	A32 > NC	B8 > B2-7	B32 > NC	C8 > B1-23	C32 > NC	D8 > B1-7	D32 > NC				
A9 > B2-24	A33 > B5-16	B9 > B2-8	B33 > B5-0	C9 > B1-24	C33 > B4-16	D9 > B1-8	D33 > B4-0				
A10 > B2-25	A34 > B5-17	B10 > B2-9	B34 > B5-1	C10 > B1-25	C34 > B4-17	D10 > B1-9	D34 > B4-1				
A11 > B2-26	A35 > B5-18	B11 > B2-10	B35 > B5-2	C11 > B1-26	C35 > B4-18	D11 > B1-10	D35 > B4-2				
A12 > B2-27	A36 > B5-19	B12 > B2-11	B36 > B5-3	C12 > B1-27	C36 > B4-19	D12 > B1-11	D36 > B4-3				
A13 > B2-28	A37 > B5-20	B13 > B2-12	B37 > B5-4	C13 > B1-28	C37 > B4-20	D13 > B1-12	D37 > B4-4				
A14 > B2-29	A38 > B5-21	B14 > B2-13	B38 > B5-5	C14 > B1-29	C38 > B4-21	D14 > B1-13	D38 > B4-5				
A15 > B2-30	A39 > B5-22	B15 > B2-14	B39 > B5-6	C15 > B1-30	C39 > B4-22	D15 > B1-14	D39 > B4-6				
A16 > B2-31	A40 > B5-23	B16 > B2-15	B40 > B5-7	C16 > B1-31	C40 > B4-23	D16 > B1-15	D40 > B4-7				
A17 > B3-16	A41 > B5-24	B17 > B3-0	B41 > B5-8	C17 > B6-16	C40 > B4-24	D17 > B6-0	D41 > B4-8				
A18 > NC	A42 > B5-25	B18 > NC	B42 > B5-9	C18 > NC	C40 > B4-25	D18 > NC	D42 > B4-9				
A19 > B3-18	A43 > B5-26	B19 > B3-2	B43 > B5-10	C19 > B6-18	C40 > B4-26	D19 > B6-2	D43 > B4-10				
A20 > NC	A44 > B5-27	B20 > NC	B44 > B5-11	C20 > NC	C40 > B4-27	D20 > NC	D44 > B4-11				
A21 > B3-20	A45 > B5-28	B21 > B3-4	B45 > B5-12	C21 > B6-20	C40 > B4-28	D21 > B6-4	D45 > B4-12				
A22 > NC	A46 > B5-29	B22 > NC	B46 > B5-13	C22 > NC	C40 > B4-29	D22 > NC	D46 > B4-13				
A23 > B3-22	A47 > B5-30	B23 > B3-6	B47 > B5-14	C23 > B6-22	C40 > B4-30	D23 > B6-6	D47 > B4-14				
A24 > NC	A48 > B5-31	B24 > NC	B48 > B5-15	C24 > NC	C40 > B4-31	D24 > B6-8	D48 > B4-15				

NC= NO CONNECT

CUSTOMER DRAWING
VIRGINIA PANEL CORPORATION
 WWW.VPC.COM
 192 RCV MOD RT ANG PCB ADPTR
 TO NI TB-2634

DIMENSIONS ARE SHOWN AS: [MILLIMETERS] INCHES	SIZE C	CAGE CODE 18117	DWG. NO. 510150148	REV. C
SCALE: 1:1	SHEET 1 OF 1			

4

3

2

1