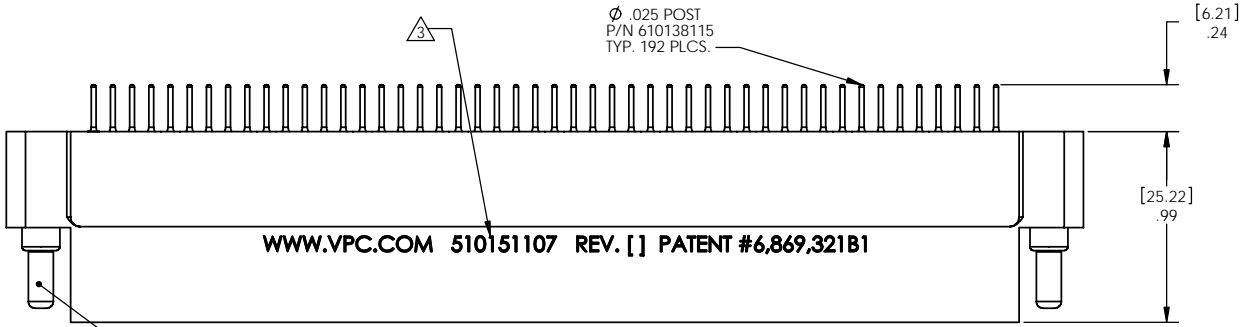

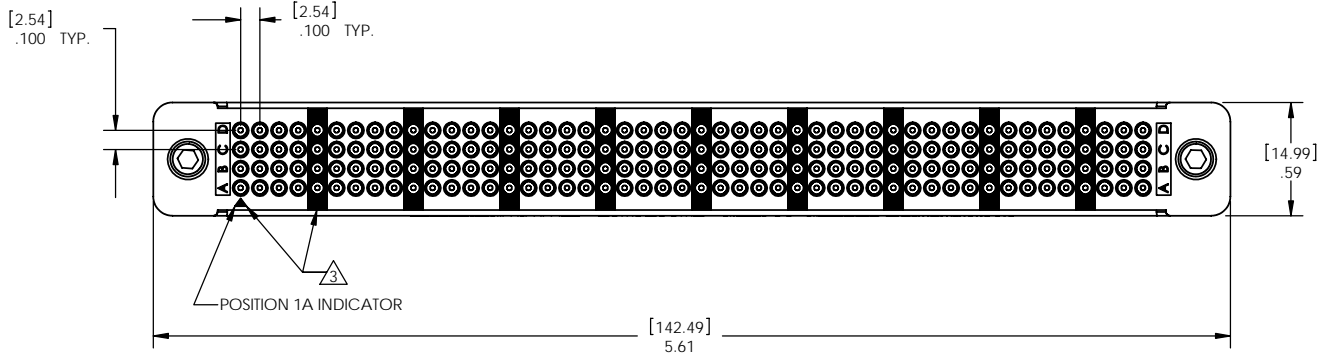


DO NOT SCALE DRAWING

THE INFORMATION CONTAINED HEREIN IS THE EXCLUSIVE PROPERTY OF VIRGINIA PANEL CORP. AND IS SUBMITTED FOR USE BY THE CUSTOMER ONLY. THE DATA SHALL NOT BE DUPLICATED, USED, OR DISCLOSED IN WHOLE OR IN PART FOR ANY PURPOSE OTHER THAN TO MAINTAIN THE EQUIPMENT PROVIDED. CONSULT WITH VIRGINIA PANEL CORPORATION ENGINEERING IF MORE DETAIL IS REQUIRED.

REVISIONS

ZONE	REV	DESCRIPTION	DATE	APPROVED
	D	ECN# 07-510-0247	12/19/07	RLH



WWW.VPC.COM 510151107 REV. [] PATENT #6,869,321B1

REMOVE BOOT FROM SCREW AND DISCARD BEFORE INSTALLATION INTO RECEIVER TYP. 2 PLCS.

- ▲ SHADED AREAS REPRESENT PRINTED FEATURES OF THE MODULE
- ▲ PHYSICAL CHARACTERISTICS:
WEIGHT - 4 OUNCES
- MATERIALS:
MODULE BODY - BLACK LIQUID CRYSTAL POLYMER (LCP)
CONTACT - BRASS ALLOY
RETAINING RING - BeCu ALLOY
MOUNTING HARDWARE - STAINLESS STEEL
CONTACT PLATING - 30 µ INCHES Au OVER 100 µ INCHES NICKEL

1. FOR APPLICATION, USE & CARE INFORMATION CONSULT VPC USERS GUIDE @WWW.VPC.COM

NOTES:

CUSTOMER DRAWING - CUSTOMER DRAWING

DIMENSIONS ARE SHOWN AS:		SIGNATURES		DATE	VIRGINIA PANEL CORPORATION		
(millimeters)		DR	R. HERRON	2/18/03	WWW.VPC.COM		
(INCHES)		CHK			SIGNAL MODULE, 1TA, QUADRAPADDLE		
REMOVE BURRS. BREAK SHARP EDGES		ENG			192 POSITION, ROUND POST, FULLY LOADED		
MATERIAL		PROD			SIZE	FSCM NO.	DWG. NO.
▲		ASSY			C	18117	510151107
FINISH		O A			SCALE: NONE	2/18/03	510151107
APPD							SHEET 1 OF 1