

4

3

2

1

DO NOT SCALE DRAWING

THE INFORMATION CONTAINED HEREIN IS THE EXCLUSIVE PROPERTY OF VIRGINIA PANEL CORPORATION AND IS SUBMITTED FOR USE BY THE CUSTOMER ONLY. THE DATA SHALL NOT BE DUPLICATED, USED, OR DISCLOSED IN WHOLE OR IN PART FOR ANY PURPOSE OTHER THAN TO MAINTAIN THE EQUIPMENT PROVIDED. CONSULT WITH VIRGINIA PANEL CORPORATION ENGINEERING IF MORE DETAIL IS REQUIRED.

REVISIONS			
REV	DESCRIPTION	DATE	ENGR
B	ECN #07-510-0095	5/11/07	DMA

D

D

C


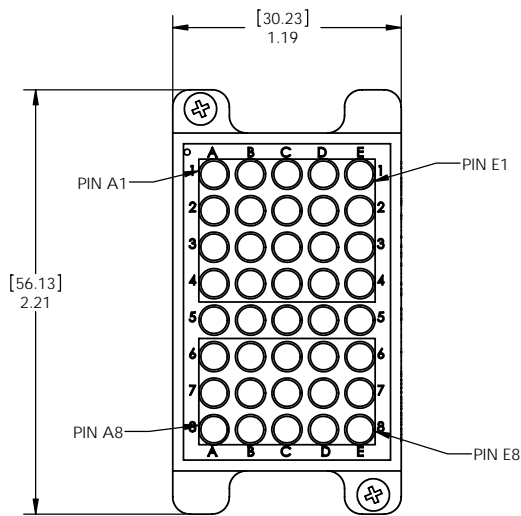
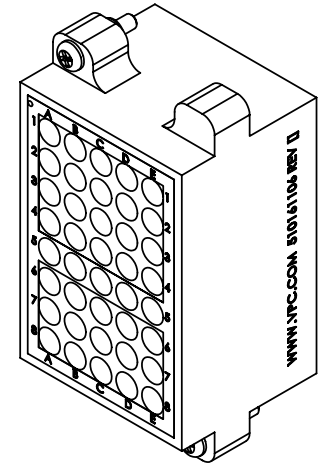
C

B

B

A

A



3. MATING MODULE: 510160106

2. MATERIALS:  
HOUSING: G10 - PAINTED BLACK  
MOUNTING HARDWARE: STAINLESS STEEL

1. FOR APPLICATION USE & CARE INFORMATION CONSULT VPC USERS GUIDE @WWW.VPC.COM

NOTES:

CUSTOMER DRAWING	
VIRGINIA PANEL CORPORATION WWW.VPC.COM	
ITA MODULE, ICON, 40 POSITION MICRO-COAX OR MICRO-POWER	

DIMENSIONS ARE SHOWN AS:	SIZE	CAGE CODE	DWG. NO.	REV
[MILLIMETERS]	C	18117	510161106	B
INCHES	SCALE: 2:1	510161106	2/21/07	SHEET 1 OF 1

4

3

2

1