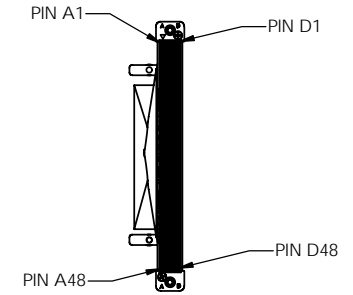
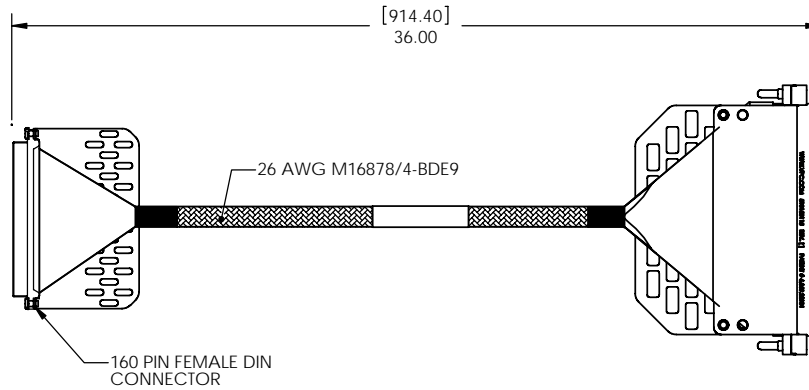
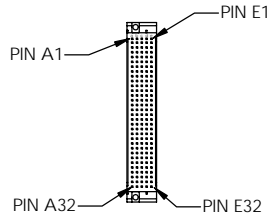


DO NOT SCALE DRAWING

THE INFORMATION CONTAINED HEREIN IS THE EXCLUSIVE PROPERTY OF VIRGINIA PANEL CORP. AND IS SUBMITTED FOR USE BY THE CUSTOMER ONLY. THE DATA SHALL NOT BE DUPLICATED, USED, OR DISCLOSED IN WHOLE OR IN PART FOR ANY PURPOSE OTHER THAN TO MAINTAIN THE EQUIPMENT PROVIDED. CONSULT WITH VIRGINIA PANEL CORPORATION ENGINEERING IF MORE DETAIL IS REQUIRED.

REVISIONS				
ZONE	REV	DESCRIPTION	DATE	APPROVED
	D	ECN# 08-510-0015	5/7/08	EH



VPC MODULE	DIN 160 PIN FEMALE CONNECTOR	VPC MODULE	DIN 160 PIN FEMALE CONNECTOR
510150115	PIN A1	510150115	PIN A26
	PIN A2		PIN A27
	PIN A3		PIN A28
	PIN A4		PIN A29
	PIN A5		PIN A30
	PIN A6		PIN A31
	PIN A7		PIN A32
	PIN A8		PIN B1
	PIN A9		PIN B2
	PIN A10		PIN B3
	PIN A11		PIN B4
	PIN A12		PIN B5
	PIN A13		PIN B6
	PIN A14		PIN B7
	PIN A15		PIN B8
	PIN A16		PIN B9
	PIN A17		PIN B10
	PIN A18		PIN B11
	PIN A19		PIN B12
	PIN A20		PIN B13
	PIN A21		PIN B14
	PIN A22		PIN B15
	PIN A23		PIN B16
	PIN A24		PIN B17
	PIN A25		PIN B18

VPC MODULE	DIN 160 PIN FEMALE CONNECTOR	VPC MODULE	DIN 160 PIN FEMALE CONNECTOR
510150115	PIN B19	510150115	PIN C12
	PIN B20		PIN C13
	PIN B21		PIN C14
	PIN B22		PIN C15
	PIN B23		PIN C16
	PIN B24		PIN C17
	PIN B25		PIN C18
	PIN B26		PIN C19
	PIN B27		PIN C20
	PIN B28		PIN C21
	PIN B29		PIN C22
	PIN B30		PIN C23
	PIN B31		PIN C24
	PIN B32		PIN C25
	PIN C1		PIN C26
	PIN C2		PIN C27
	PIN C3		PIN C28
	PIN C4		PIN C29
	PIN C5		PIN C30
	PIN C6		PIN C31
	PIN C7		PIN C32
	PIN C8		PIN C1
	PIN C9		PIN C2
	PIN C10		PIN C3
	PIN C11		PIN C4

VPC MODULE	DIN 160 PIN FEMALE CONNECTOR	VPC MODULE	DIN 160 PIN FEMALE CONNECTOR
510150115	PIN D5	510150115	PIN D30
	PIN D6		PIN D31
	PIN D7		PIN D32
	PIN D8		PIN E1
	PIN D9		PIN E2
	PIN D10		PIN E3
	PIN D11		PIN E4
	PIN D12		PIN E5
	PIN D13		PIN E6
	PIN D14		PIN E7
	PIN D15		PIN E8
	PIN D16		PIN E9
	PIN D17		PIN E10
	PIN D18		PIN E11
	PIN D19		PIN E12
	PIN D20		PIN E13
	PIN D21		PIN E14
	PIN D22		PIN E15
	PIN D23		PIN E16
	PIN D24		PIN E17
	PIN D25		PIN E18
	PIN D26		PIN E19
	PIN D27		PIN E20
	PIN D28		PIN E21
	PIN D29		PIN E22

VPC MODULE	DIN 160 PIN FEMALE CONNECTOR		
510150115	PIN E23		
	PIN E24		
	PIN E25		
	PIN E26		
	PIN E27		
	PIN E28		
	PIN E29		
	PIN E30		
	PIN E31		
	PIN E32		

MATING MODULE	510151105 (1)
MATING PATCHCORDS	7-123926000-036 (160)

1 FOR APPLICATION, USE & CARE INFORMATION CONSULT VPC USERS GUIDE @WWW.VPC.COM

NOTES:

CUSTOMER DRAWING - CUSTOMER DRAWING			
SOLIDWORKS DRAWING FILE	DIMENSIONS ARE SHOWN AS:	SIGNATURES	DATE
	(millimeters)	DR E. HUBBARD	5/19/03
	INCHES	CHK	
		ENG	
	MATERIAL	PROD	
		ASSY	
		O A	
	FINISH	APPD	
VIRGINIA PANEL CORPORATION WWW.VPC.COM		CABLE ASM 1-192 PIN RCV MODULE TO 160 PIN FEMALE DIN, 36"	
SIZE C	FSCM NO. 18117	DWG. NO. 540069010240	REV D
SCALE: NONE	5/19/03	540069010240	SHEET 1 OF 1