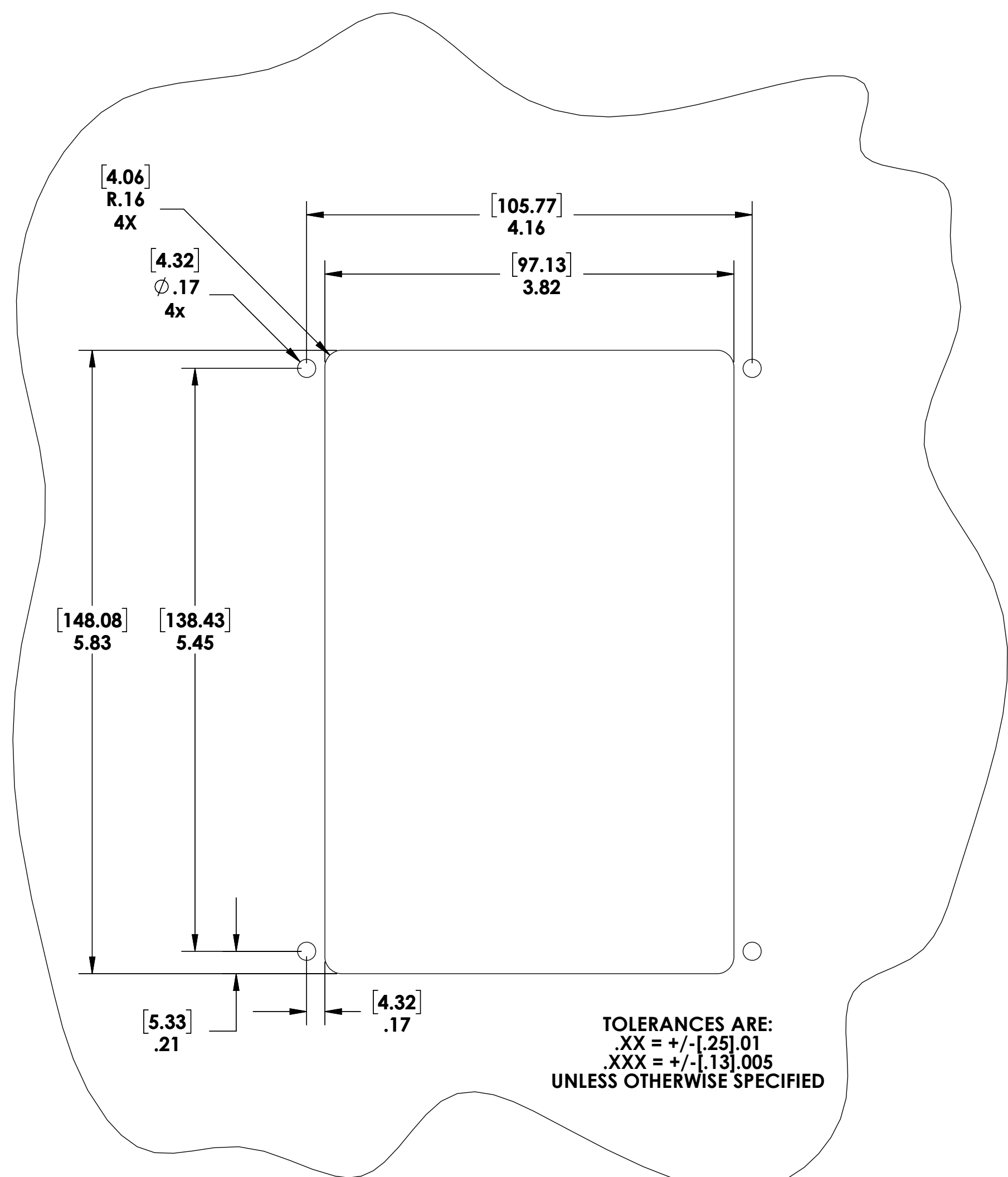
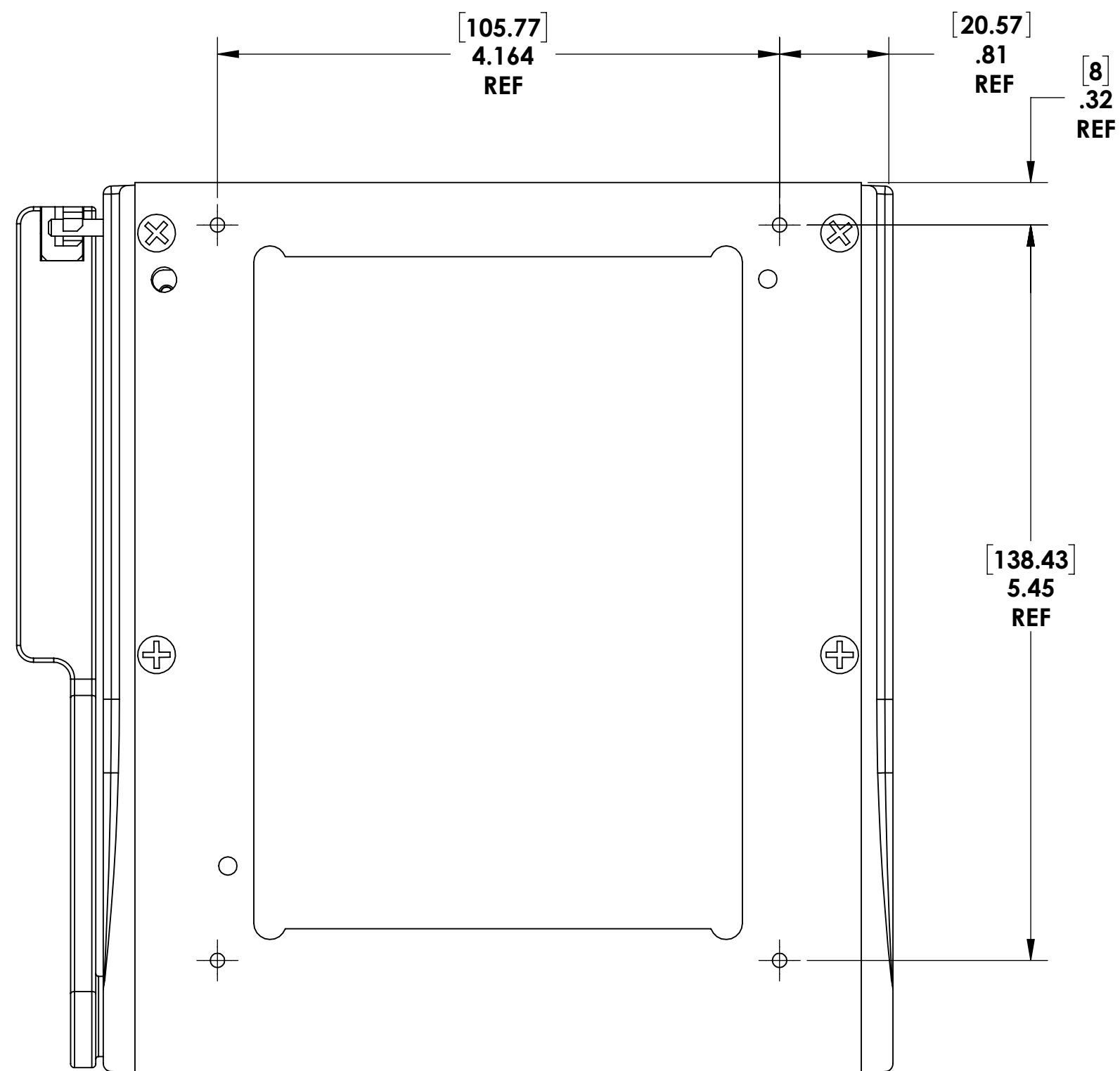
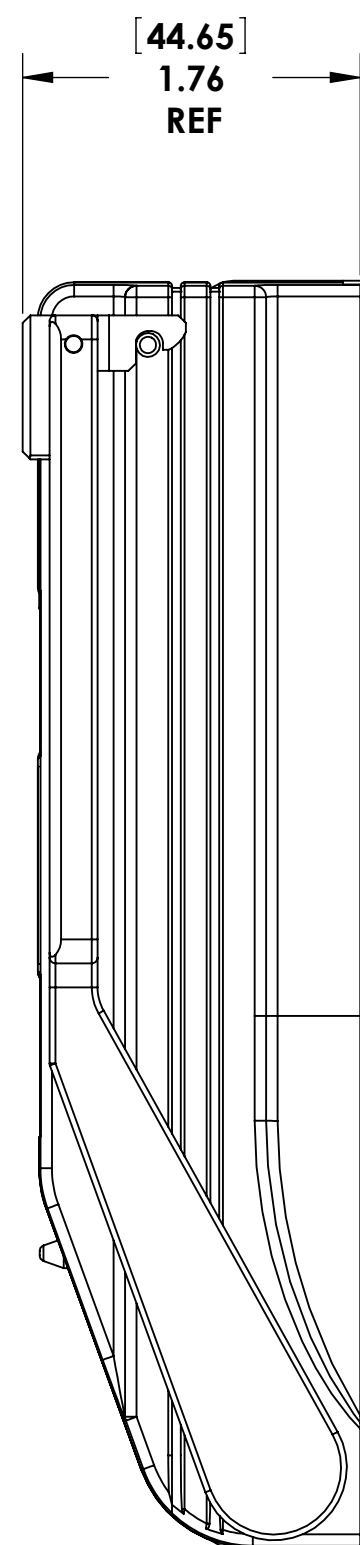
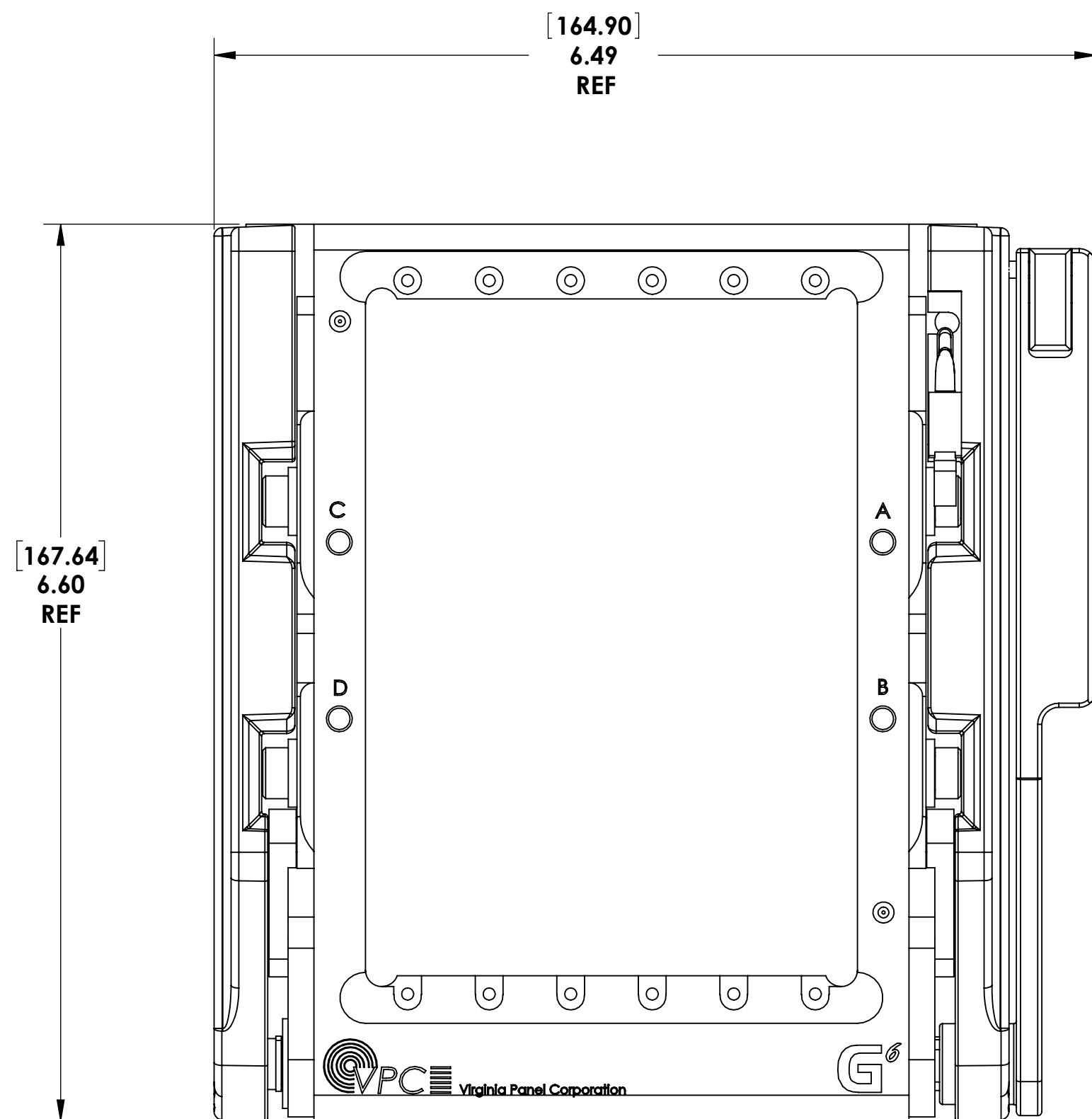


DO NOT SCALE DRAWING

THE INFORMATION CONTAINED HEREIN IS THE EXCLUSIVE PROPERTY OF VIRGINIA PANEL CORP. AND IS SUBMITTED FOR USE BY THE CUSTOMER ONLY. THE DATA SHALL NOT BE DUPLICATED, USED, OR DISCLOSED IN WHOLE OR IN PART FOR ANY PURPOSE OTHER THAN TO MAINTAIN THE EQUIPMENT PROVIDED.

REVISIONS				
ZONE	REV	DESCRIPTION	DATE	APPROVED
	F	ECN # 9875	1/17/20	IC



**TOLERANCES ARE:**  
**.XX = +/- [.25].01**  
**.XXX = +/- [.13].005**  
**UNLESS OTHERWISE SPECIFIED**

## RECOMMENDED PANEL CUTOUT

**4 MICROSWITCH INFO:**  
**BLACK WIRE TO (NC) TERMINAL**  
**RED WIRE TO (NO) TERMINAL**  
**WHITE WIRE TO (C) TERMINAL**

**3 INCLUDED MOUNTING HARDWARE: (4) 6-32 X .375 SOCKET HEAD CAP SCREWS AND (4) #6 WASHERS**

**2 IF KEYING IS REQUIRED USE VPC KEYING KIT PART NUMBER 310118112.**

**1 FOR APPLICATION, USE & CARE INFORMATION  
CONSULT VPC USERS GUIDE @WWW.VPC.COM.**

**NOTES:**

KEYING PLUG LOCATIONS							
PATTERN 1				PATTERN 4			
RECIEVER		ITA		RECIEVER		ITA	
PIN A INSTALLED	PIN C INSTALLED	SCREW A OPEN	SCREW C OPEN	PIN A OPEN	PIN C INSTALLED	SCREW A OPEN	SCREW C INSTALLED
PIN B OPEN	PIN C OPEN	SCREW B INSTALLED	SCREW D INSTALLED	PIN B OPEN	PIN D INSTALLED	SCREW B OPEN	SCREW D INSTALLED

PATTERN 2				PATTERN 5			
RECIEVER		ITA		RECIEVER		ITA	
PIN A INSTALLED	PIN C OPEN	SCREW A INSTALLED	SCREW C OPEN	PIN A OPEN	PIN C INSTALLED	SCREW A OPEN	SCREW C INSTALLED
PIN B INSTALLED	PIN D OPEN	SCREW B INSTALLED	SCREW D OPEN	PIN B INSTALLED	PIN D OPEN	SCREW B INSTALLED	SCREW D OPEN

PATTERN 3			
RECIEVER		ITA	
PIN A INSTALLED	PIN C OPEN	SCREW A INSTALLED	SCREW C OPEN
PIN B OPEN	PIN D INSTALLED	SCREW B OPEN	SCREW D INSTALLED

PATTERN 6			
RECIEVER		ITA	
PIN A OPEN	PIN C OPEN	SCREW A INSTALLED	SCREW C INSTALLED
PIN B INSTALLED	PIN D INSTALLED	SCREW B OPEN	SCREW D OPEN

SOLIDWORKS DRAWING FILE	CUSTOMER DRAWING - CUSTOMER DRAWING										CUSTOMER DRAWING													
	DIMENSIONS ARE SHOWN AS:  (millimeters) INCHES .XXX  CRITICAL CHARACTERISTIC				CONTRACT NO.				VIRGINIA PANEL CORPORATION  WWW.VPC.COM															
					SIGNATURES		DATE																	
	REMOVE BURRS. BREAK SHARP EDGES.  MATERIAL				DR	R TAYLOR		2/9/04		2106 RECEIVER														
					CHK																			
	FINISH				ENG																			
					PROD																			
					ASSY																			
					Q A						SIZE	FSCM NO.		DWG NO.				REV						
					APPD						D 18117		310104336				F							
										SCALE: 1:1		310104336		2/9/04		SHEET 1 OF 1								

## 2106 RECEIVER

REV  
F