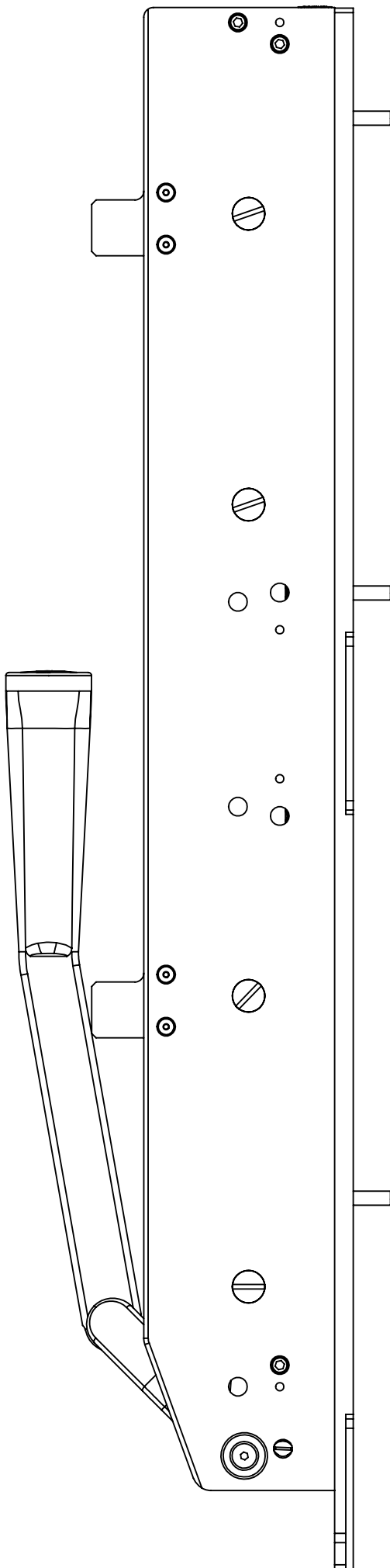
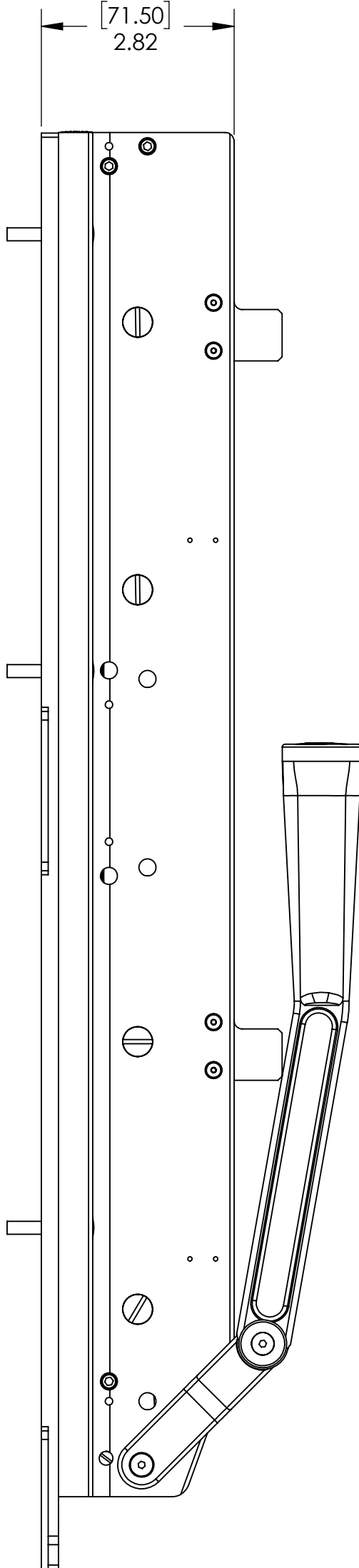
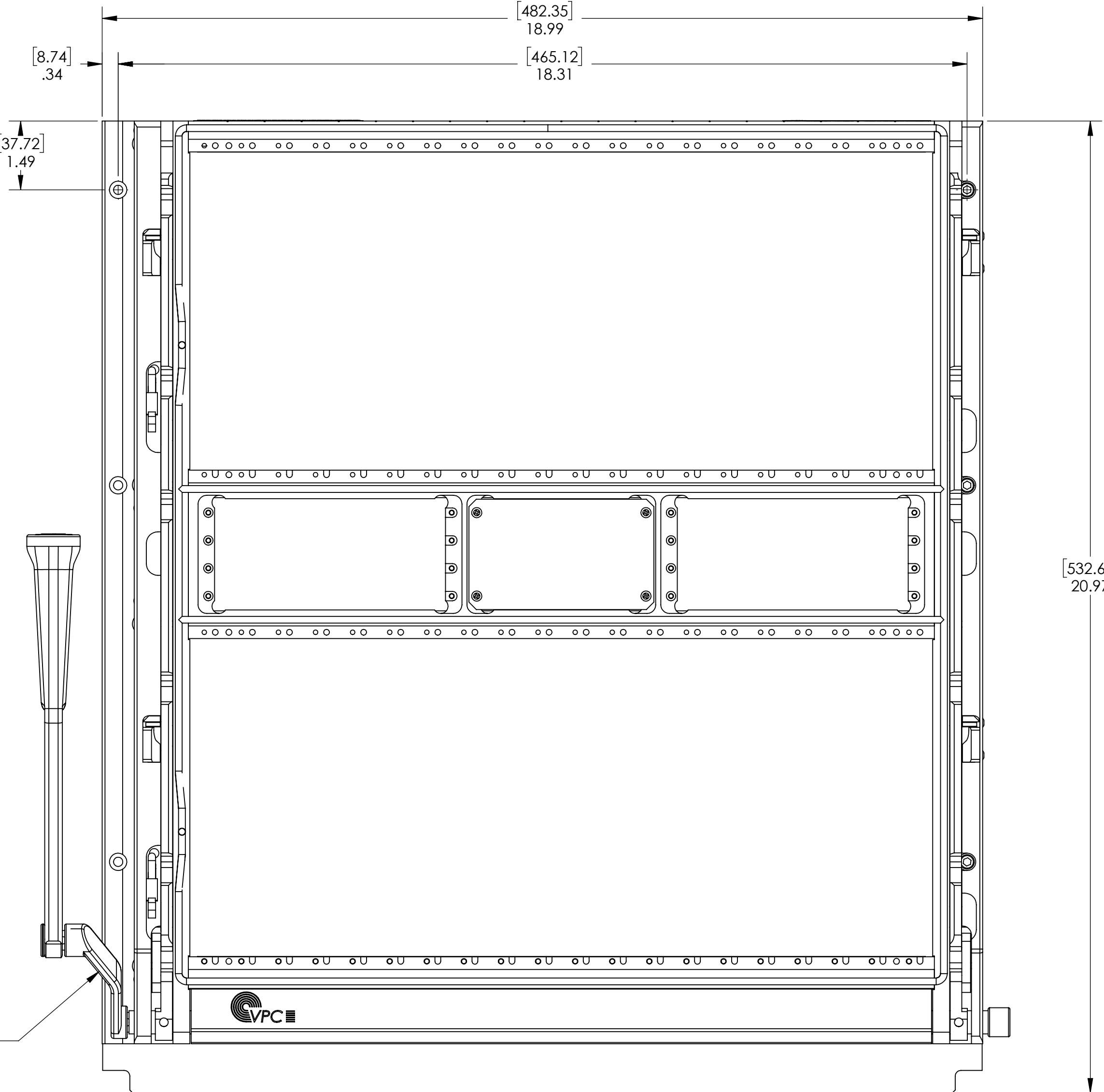


THE INFORMATION CONTAINED HEREIN IS THE EXCLUSIVE PROPERTY OF VIRGINIA PANEL CORPORATION AND IS SUBMITTED FOR USE BY THE CUSTOMER ONLY. THE DATA SHALL NOT BE DUPLICATED, USED, OR DISCLOSED IN WHOLE OR IN PART FOR ANY PURPOSE OTHER THAN TO MAINTAIN THE EQUIPMENT PROVIDED. CONSULT WITH VIRGINIA PANEL CORPORATION ENGINEERING IF MORE DETAIL IS REQUIRED.

REVISIONS			
REV	DESCRIPTION	DATE	ENGR
A	DRAWING ORIGATION - ECN #13880	12/5/23	R HERRON



4. MICROSWITCH WIRING; N.C. - BLACK, N.O. - RED, COMM - WHITE. WIRE LENGTH IS 36 INCHES.
3. SLIDE KITS AND CHASSIS FLANGE KITS ARE SOLD SEPERATELY AND ARE NOT INCLUDED WITH THIS RECEIVER.

2 HANDLE IS REVERSIBLE AND CAN BE REMOVED AND INSTALLED ON THE OPPOSITE SIDE IF DESIRED.  
SEE USERS MANUAL FOR FULL DETAILS.

1. FOR APPLICATION USE AND CARE INFORMATION CONSULT VPC USERS GUIDE @ WWW.VPC.COM

NOTES:

CUSTOMER DRAWING			
VIRGINIA PANEL CORPORATION			
WWW.VPC.COM			
G40X EMI RCV ASM			
L/R HANDLE OPTION			
SIZE	CAGE CODE	DWG NO.	REV
D	18117	310120219	A
SCALE: 1:2	310120219	12/5/23	SHEET 1 OF 1