

4

3

2

1

DO NOT SCALE DRAWING

THE INFORMATION CONTAINED HEREIN IS THE EXCLUSIVE PROPERTY OF VPC AND IS PERMITTED FOR USE BY THE CUSTOMER ONLY. THE DATA SHALL NOT BE DUPLICATED, USED, OR DISCLOSED IN WHOLE OR IN PART FOR ANY PURPOSE OTHER THAN TO MAINTAIN THE EQUIPMENT PROVIDED. CONSULT WITH VPC ENGINEERING IF MORE DETAIL IS REQUIRED.

## REVISIONS

REV	DESCRIPTION	DATE	ENGR
D	ECN #13954	1/24/24	R HERRON

D

D

C

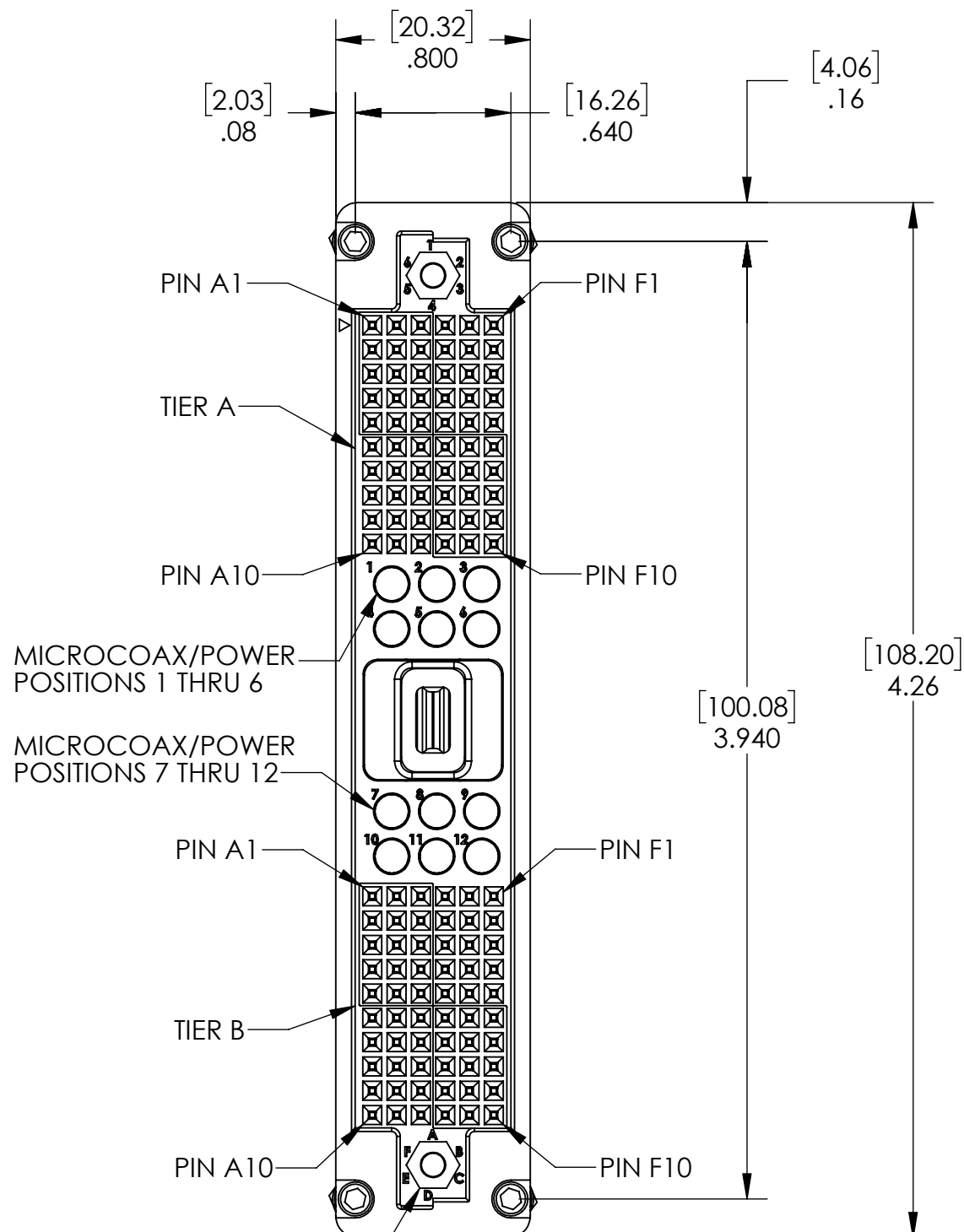

C

B

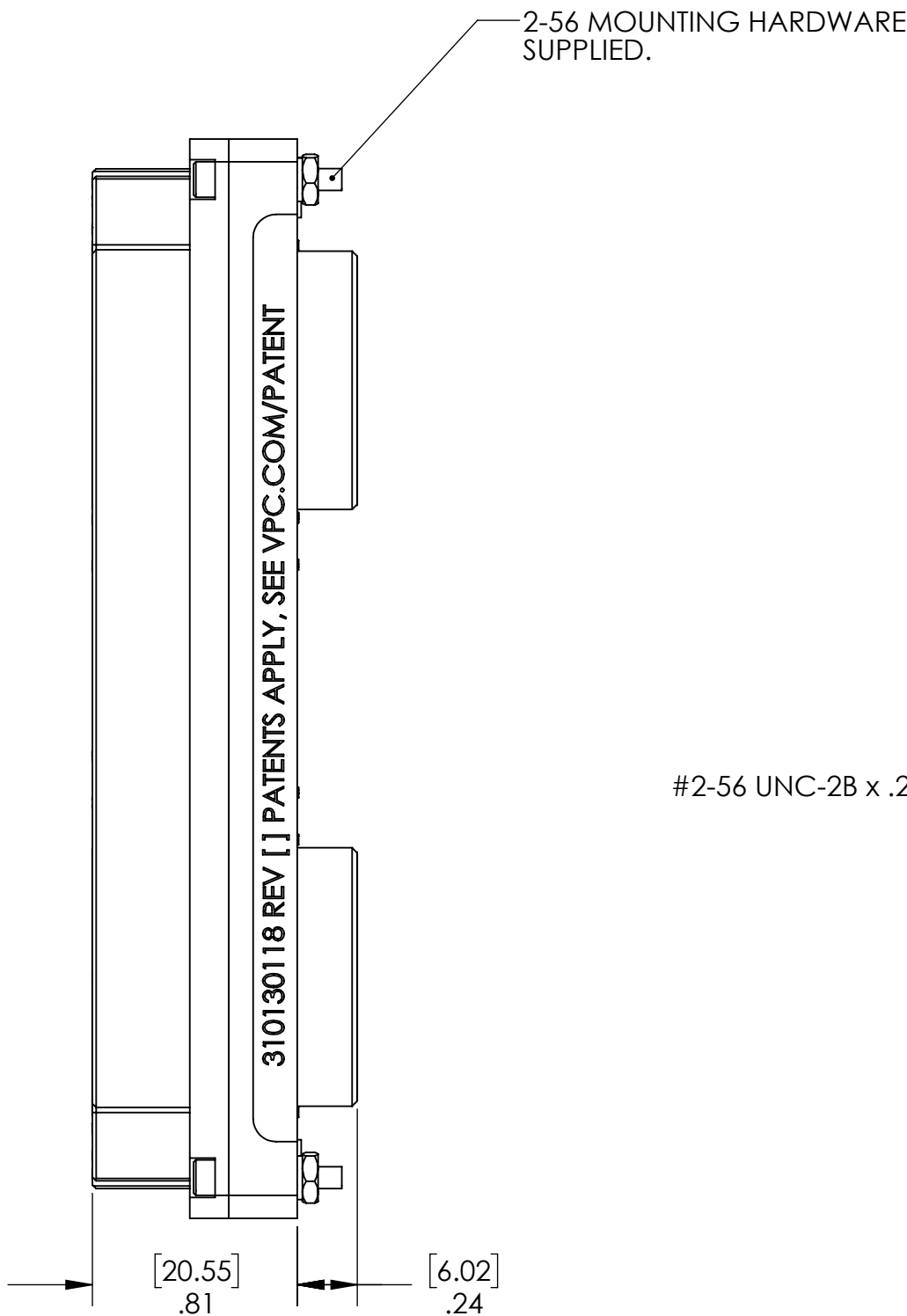
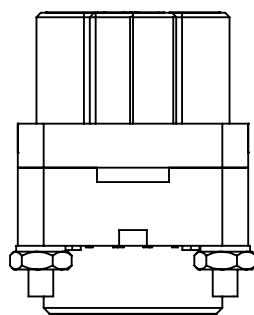
B

A

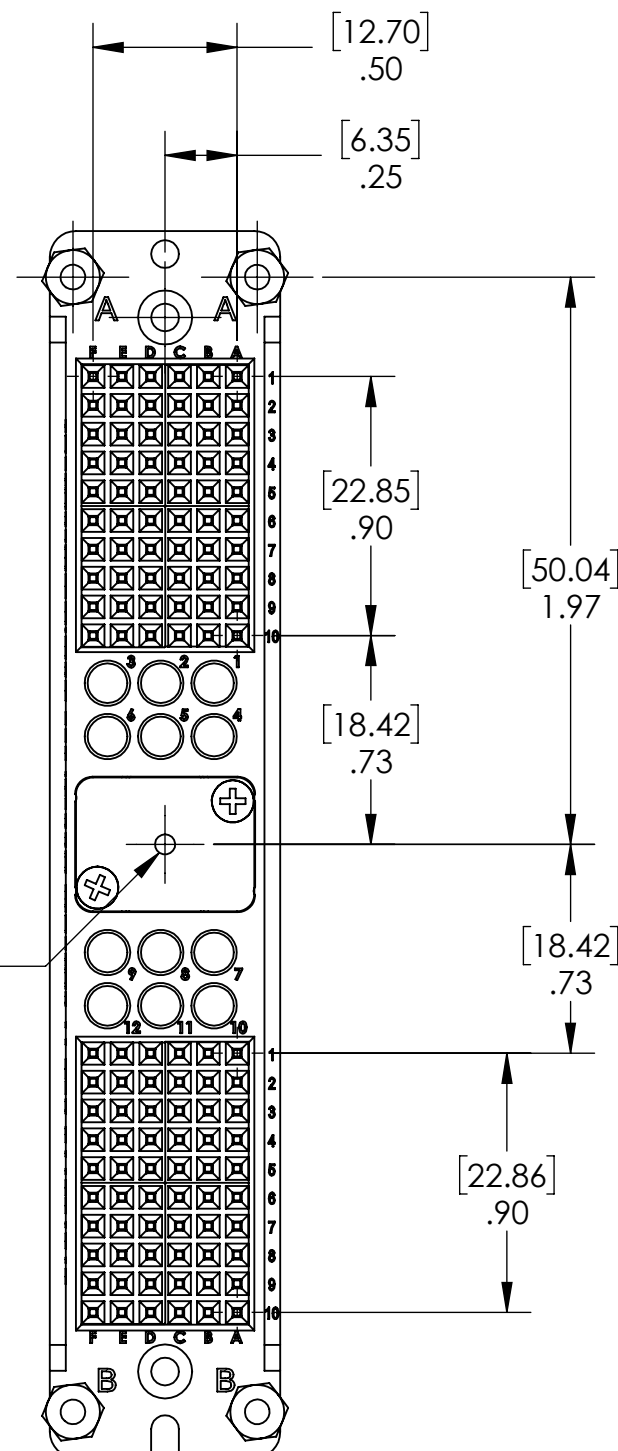
A



CAVITY FOR KEYING KIT, TYP. 2 PLCS.  
ACCESSORY P/N 310113461 (2 KEYS PER KIT)  
NOT INCLUDED WITH RECEIVER



#2-56 UNC-2B x .20 DP.



3. RECIEVER IS PRE-LOADED WITH 120 DOUBLE FEMALE QUADRAPADDLE SIGNAL CONTACTS, VPC P/N 610138200.

2. MATERIAL:  
HOUSING: BLACK THERMOPLASTIC  
BUSHING: STAINLESS STEEL  
LATCH POST: STAINLESS STEEL  
MOUNTING HARDWARE: STAINLESS STEEL

1. FOR MORE INFORMATION, VISIT VPC.COM.

NOTES:

## CUSTOMER DRAWING

VIRGINIA PANEL CORPORATION

WWW.VPC.COM

i2 HYBRID RCV ASM, 120/12  
W/ CONTACTS, PXI

DIMENSIONS ARE SHOWN AS:

[MILLIMETERS]  
INCHES

SIZE C CAGE CODE 18117 DWG.NO. 310130118 REV D

SCALE: NONE 310130118 5/30/14 SHEET 1 OF 2

4

3

2

1

