

THE INFORMATION CONTAINED HEREIN IS THE EXCLUSIVE PROPERTY OF VIRGINIA PANEL CORP. AND IS SUBMITTED FOR USE BY THE CUSTOMER ONLY. THE DATA SHALL NOT BE DUPLICATED, USED, OR DISCLOSED IN WHOLE OR IN PART FOR ANY PURPOSE OTHER THAN TO MAINTAIN THE EQUIPMENT PROVIDED. CONSULT WITH VIRGINIA PANEL CORPORATION ENGINEERING IF MORE DETAIL IS REQUIRED.

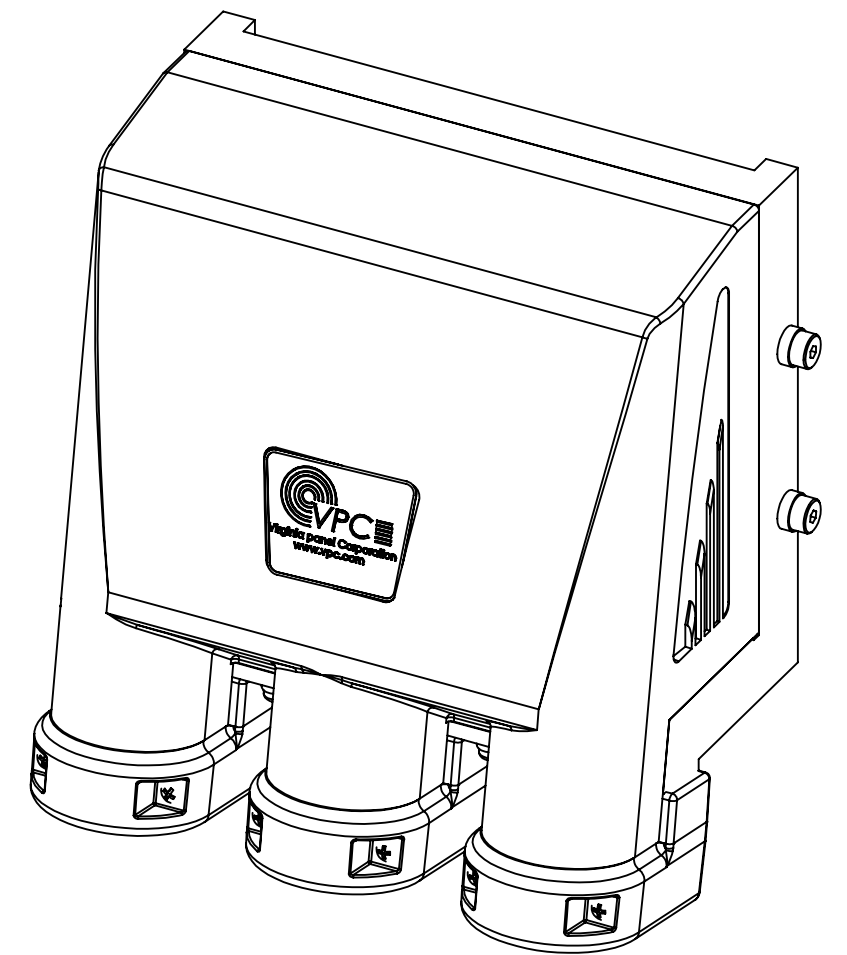
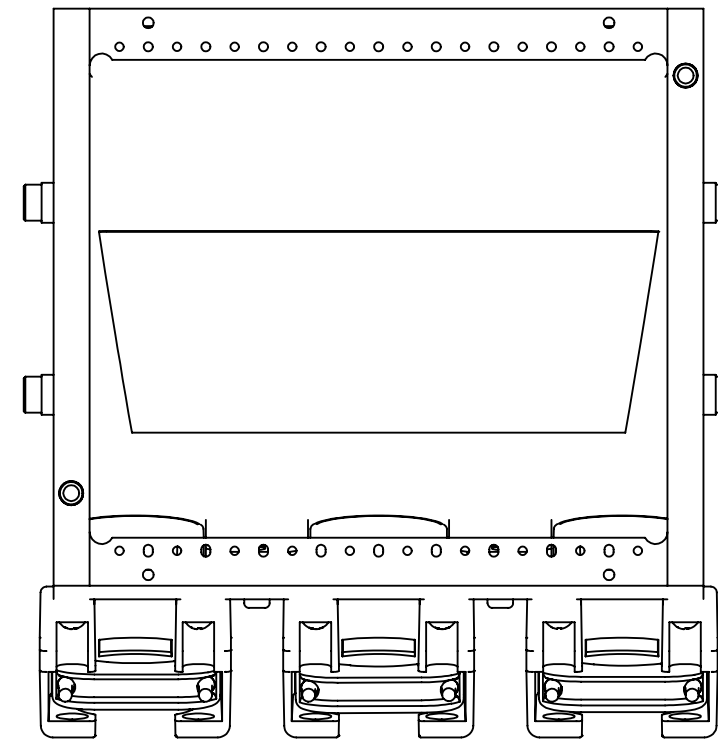
[illegible]

Technical drawing of a mechanical part, likely a bracket or support, showing dimensions in millimeters (mm). The drawing includes a side view and a top view.

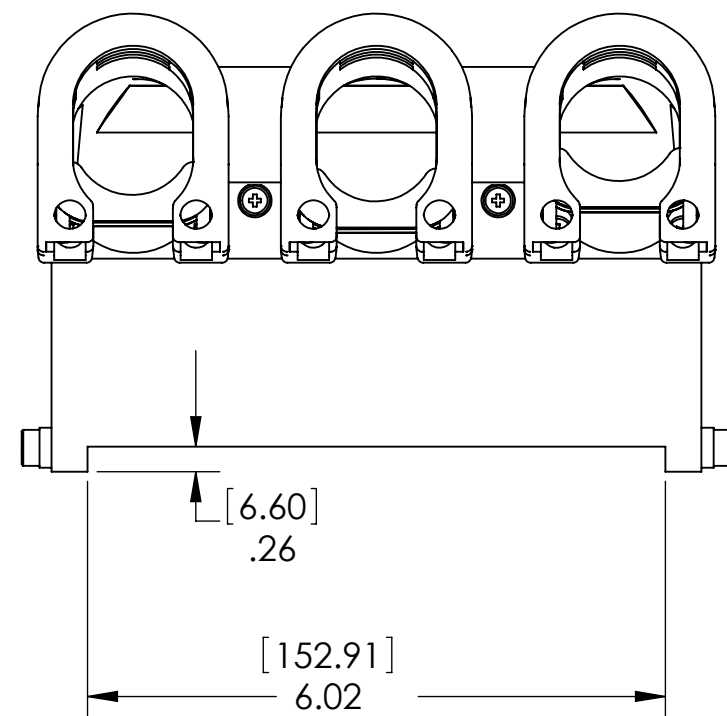
Dimensions:

- Overall width: $[121.22]$ mm, with a tolerance of 4.77 mm.
- Overall height: $[192.80]$ mm, with a tolerance of 7.59 mm.
- Distance from the top edge to the center of the upper hole: $[152.68]$ mm, with a tolerance of 6.01 mm.

The part features a base plate with a mounting hole, a vertical support plate, and a horizontal plate with a mounting hole. The dimensions are indicated by arrows and brackets.



SHOWN WITH INCLUDED
PROTECTIVE COVER.



SOLIDWORKS DRAWING FILE	CUSTOMER DRAWING - CUSTOMER DRAWING									
	DIMENSIONS ARE SHOWN AS: (millimeters) INCHES		SIGNATURES		DATE	VIRGINIA PANEL CORPORATION <div>WWW.VPC.COM</div>				
			DR	E. HUBBARD	6/10/02					
	REMOVE BURRS, BREAK SHARP EDGES		CHK			ITA / ENCL, 10 POS, F/ PCB				
	MATERIAL		ENG							
			PROD							
			ASSY							
	FINISH		Q A			SIZE	CAGE CODE	DWG.NO.	REV	
APPD					C	18117	410104270	C		
						SCALE: NONE	6/10/02	410104270	SHEET 1 OF 2	

4

3

2

1

DO NOT SCALE DRAWING

THE INFORMATION CONTAINED HEREIN IS THE EXCLUSIVE PROPERTY OF VIRGINIA PANEL CORPORATION AND IS SUBMITTED FOR USE BY THE CUSTOMER ONLY. THE DATA SHALL NOT BE DUPLICATED, USED, OR DISCLOSED IN WHOLE OR IN PART FOR ANY PURPOSE OTHER THAN TO MAINTAIN THE EQUIPMENT PROVIDED. CONSULT WITH VIRGINIA PANEL CORPORATION ENGINEERING IF MORE DETAIL IS REQUIRED.

REVISIONS			
REV	DESCRIPTION	DATE	ENGR
C	ECN# 6059	6/12/15	JTD

D

D

C

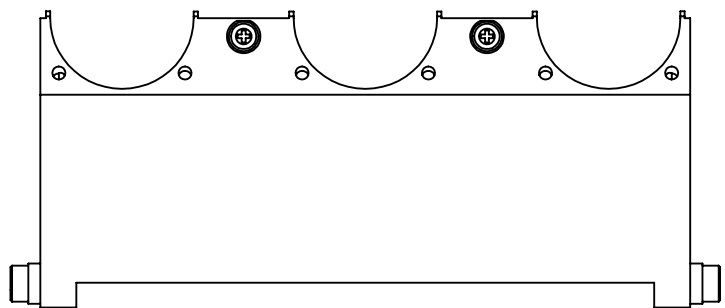
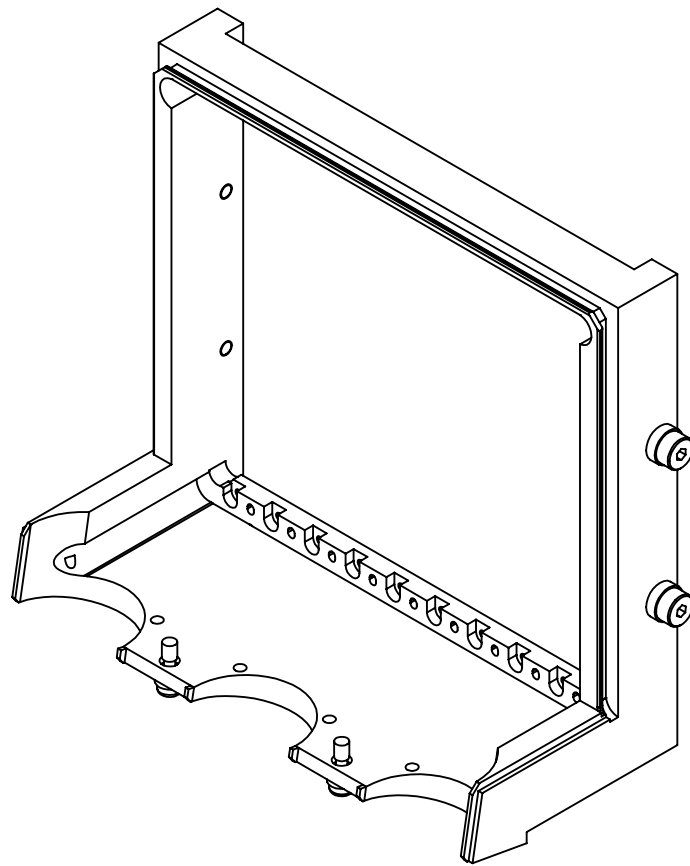
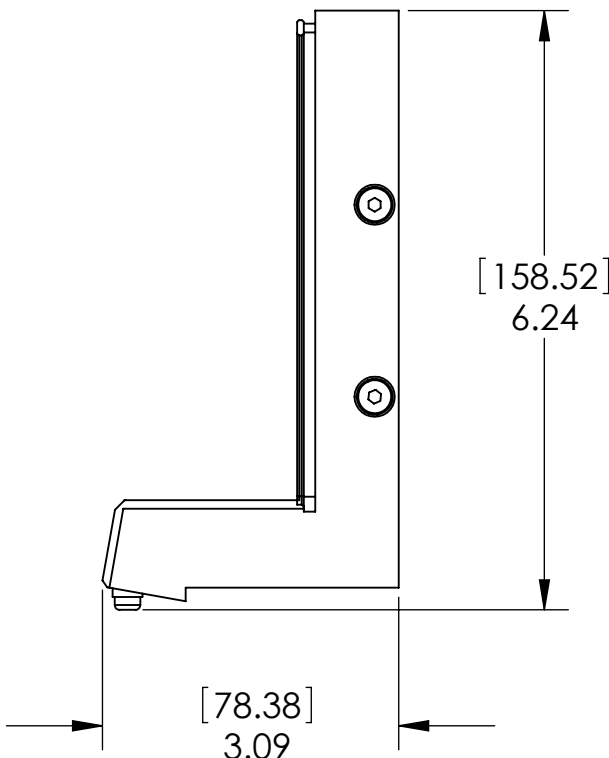
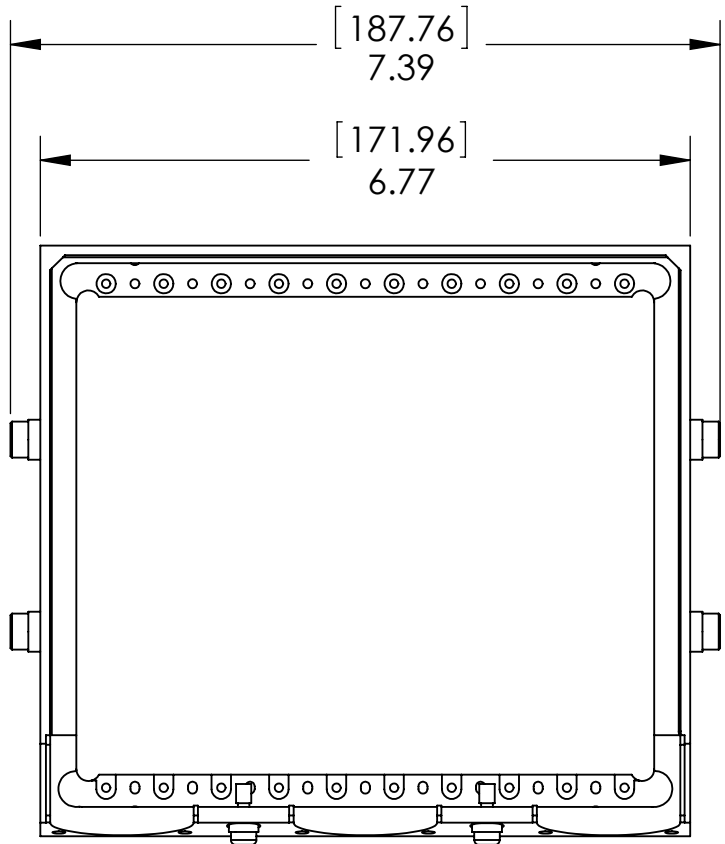
C

B

B

A

A



1. FOR APPLICATION USE & CARE INFORMATION CONSULT VPC USERS GUIDE @WWW.VPC.COM
NOTES:

CUSTOMER DRAWING			
VIRGINIA PANEL CORPORATION			
WWW.VPC.COM			
ITA, 10 Module w/o Enclosure			
DIMENSIONS ARE SHOWN AS:	SIZE	CAGE CODE	DWG.NO.
[MILLIMETERS]	C	18117	410104270
INCHES			
SCALE: 1:2	410104270	6/10/02	SHEET 2 OF 2

4

3

2

1