DO NOT SCALE DRAWING

THE INFORMATION CONTAINED HEREIN IS THE EXCLUSIVE PROPERTY OF VIRGINIA PANEL CORPORATION AND IS SUBMITTEDFOR USE BY THE CUSTOMER ONLY. THE DATA SHALL NOT BE DUPLICATED, USED, OR DISCLOSED IN WHOLE OR IN PART FOR ANY PURPOSE OTHER THAN TO MAINTAIN THE EQUIPMENT PROVIDED. CONSULT WITH VIRGINIA PANEL CORPORATION ENGINEERING IF MORE DETAIL IS REQUIRED.

REV	DESCRIPTION	DATE	ENGINEER
A	ORIGINAL RELEASE ECN #5704	1/5/15	H REGI

WIRELIST

Run #	From	Contact	AWG	Color	To	Notes
1	A1	610138216	24	WHT	60	
2	B1	610138216	24	WHT	40	
3	C1	610138216	24	WHT	21	
4	D1	610138216	24	WHT	1	
5	A2	610138216	24	WHT	61	
6	B2	610138216	24	WHT	41	
7	C2	610138216	24	WHT	22	
8	D2	610138216	24	WHT	2	
9	A3	610138216	24	WHT	62	
10	B3	610138216	24	WHT	42	
11	C3	610138216	24	WHT	23	
12	D3	610138216	24	WHT	3	
13	A4	610138216	24	WHT	63	
14	B4	610138216	24	WHT	43	
15	C4	610138216	24	WHT	24	
16	D4	610138216	24	WHT	4	
17	A5	610138216	24	WHT	64	
18	B5	610138216	24	WHT	44	
19	C5	610138216	24	WHT	25	
20	D5	610138216	24	WHT	5	
21	A6	610138216	24	WHT	65	
22	B6	610138216	24	WHT	45	
23	C6	610138216	24	WHT	26	
24	D6	610138216	24	WHT	6	
25	A7	610138216	24	WHT	66	
26	B7	610138216	24	WHT	46	
27	C7	610138216	24	WHT	27	
28	D7	610138216	24	WHT	7	
29	A8	610138216	24	WHT	67	
30	B8	610138216	24	WHT	47	
31	C8	610138216	24	WHT	28	
32	D8	610138216	24	WHT	8	
33	A9	610138216	24	WHT	68	
34	B9	610138216	24	WHT	48	
35	C9	610138216	24	WHT	29	
36	D9	610138216	24	WHT	9	
37	A10	610138216	24	WHT	69	
38	B10	610138216	24	WHT	49	
39	C10	610138216	24	WHT	30	
40	D10	610138216	24	WHT	10	
41	A11	610138216	24	WHT	70	
42	B11	610138216	24	WHT	50	
43	C11	610138216	24	WHT	31	
44	D11	610138216	24	WHT	11	
45	A12	610138216	24	WHT	71	
46	B12	610138216	24	WHT	51	
47	C12	610138216	24	WHT	32	
48	D12	610138216	24	WHT	12	
49	A13	610138216	24	WHT	72	
50	B13	610138216	24	WHT	52	
51	C13	610138216	24	WHT	33	
52	D13	610138216	24	WHT	13	
53	A14	610138216	24	WHT	73	
54	B14	610138216	24	WHT	53	
55	C14	610138216	24	WHT	34	
56	D14	610138216	24	WHT	14	
57	A15	610138216	24	WHT	74	
58	B15	610138216	24	WHT	54	
59	C15	610138216	24	WHT	35	
60	D15	610138216	24	WHT	15	
61	A16	610138216	24	WHT	75	
62	B16	610138216	24	WHT	55	
63	C16	610138216	24	WHT	36	
64	D16	610138216	24	WHT	16	
65	A17	610138216	24	WHT	77	
66	B17	610138216	24	WHT	57	
67	C17	610138216	24	WHT	38	
68	D17	610138216	24	WHT	18	
69	A18	610138216	24	BLK	78	

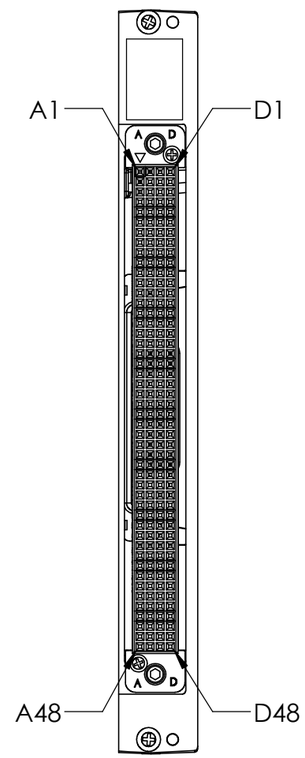

MATING FACE
192 POS QP RCV MOD

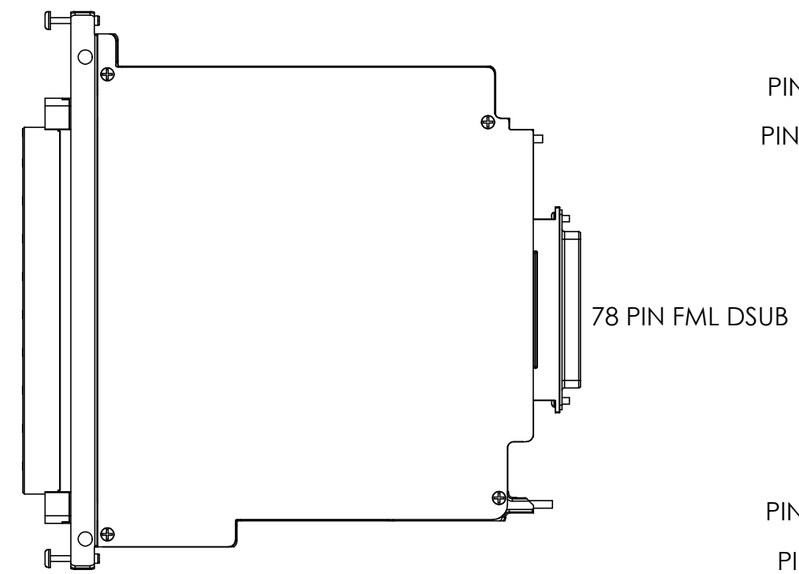

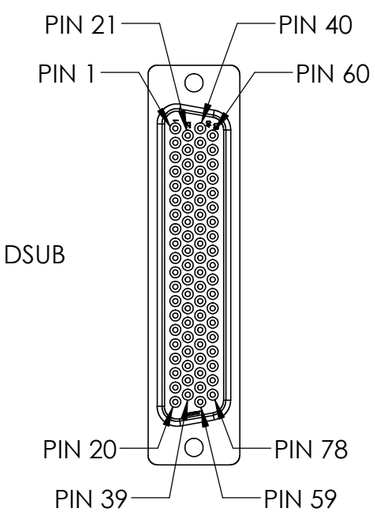

DSUB MATING FACE

NOTES:

1. FOR APPLICATION USE AND CARE INFORMATION CONSULT VPC USERS GUIDE @ WWW.VPC.COM

2. MATING ITA MODULE: 510151105 (1)
MATING ITA PATCHCORD: 7-121964000-036 (69)

RELATIVE CONNECTOR POSITIONS AND WIRE ROUTING ARE GENERIC AND MAY VARY WITH PINOUT

DIMENSIONS ARE SHOWN AS: [MILLIMETERS] INCHES

CUSTOMER DRAWING

Virginia Panel Corporation

PTA WRD SIG 78 PN DSUB FML

DWG.NO.	REV
510140196	A

SIZE	SCALE	CAGE CODE	SHEET
B	NONE	18117	1 OF 1