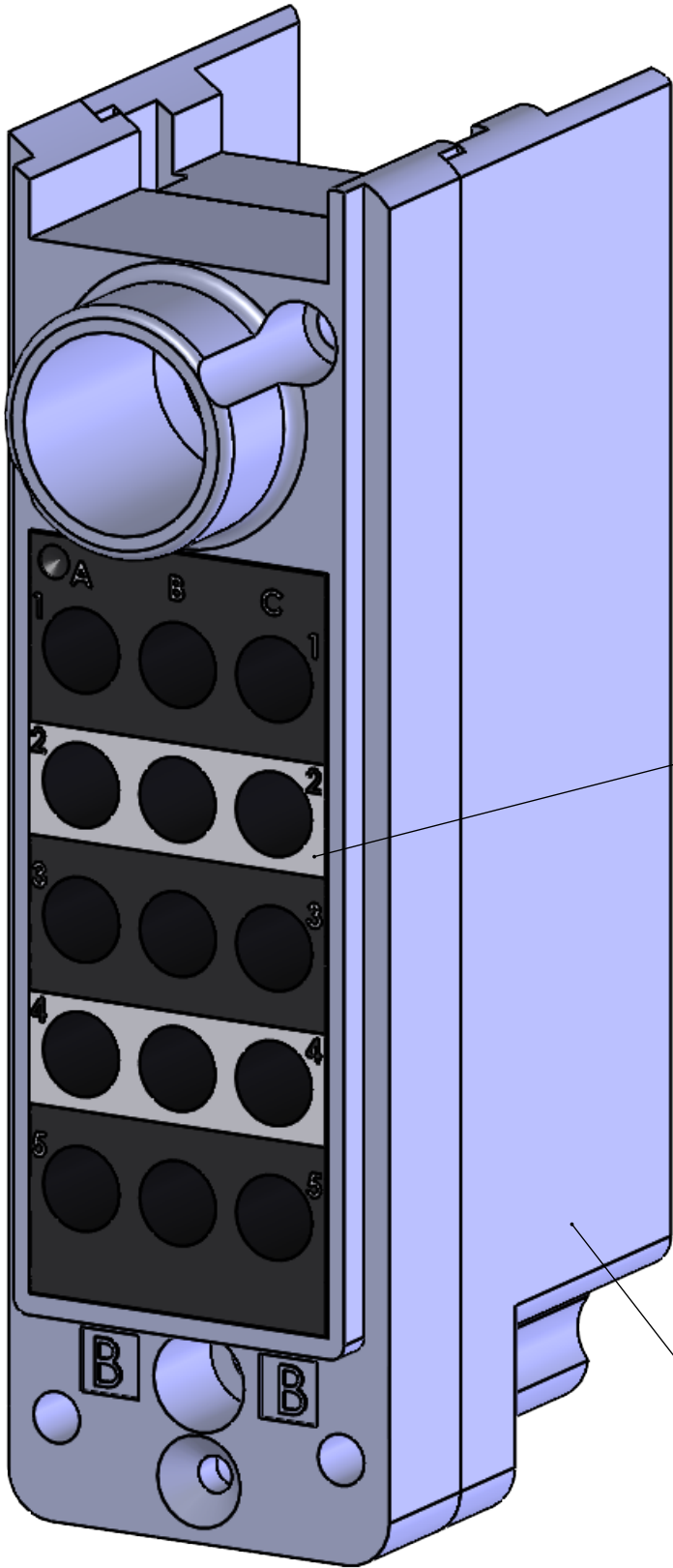


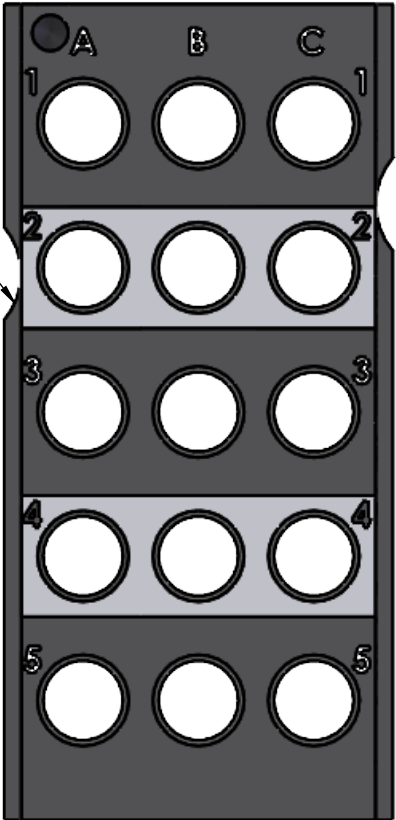
THE INFORMATION CONTAINED HEREIN IS THE EXCLUSIVE PROPERTY OF VIRGINIA PANEL CORPORATION AND IS SUBMITTED FOR USE BY THE CUSTOMER ONLY. THE DATA SHALL NOT BE DUPLICATED, USED, OR DISCLOSED IN WHOLE OR IN PART FOR ANY PURPOSE OTHER THAN TO MAINTAIN THE EQUIPMENT PROVIDED.

REV	DESCRIPTION	DATE	ENGINEER
A	ECN #13013	11/14/22	R HERRON





KEYED TO INSURE  
PROPER INSTALLATION

ORIENT MODULE IN  
FRAME CAVITY AS SHOWN



WIRING FACE



MATING FACE

2 i2 EMI ITA FRAME SOLD SEPARATELY  
NOTES:

RELATIVE CONNECTOR POSITIONS AND WIRE ROUTING ARE GENERIC AND MAY VARY WITH PINOUT			
DIMENSIONS ARE SHOWN AS: [MILLIMETERS] INCHES			
DWG.NO.	510144009		REV A
SCALE 3:1	CAGE CODE 18117	SHEET 1 OF 1	

CUSTOMER DRAWING



i2 MX ITA INSERT  
15 POS MICRO