

4

3

2

1

DO NOT SCALE DRAWING

THE INFORMATION CONTAINED HEREIN IS THE EXCLUSIVE PROPERTY OF VIRGINIA PANEL CORPORATION AND IS SUBMITTED FOR USE BY THE CUSTOMER ONLY. THE DATA SHALL NOT BE DUPLICATED, USED, OR DISCLOSED IN WHOLE OR IN PART FOR ANY PURPOSE OTHER THAN TO MAINTAIN THE EQUIPMENT PROVIDED. CONSULT WITH VIRGINIA PANEL CORPORATION ENGINEERING IF MORE DETAIL IS REQUIRED.

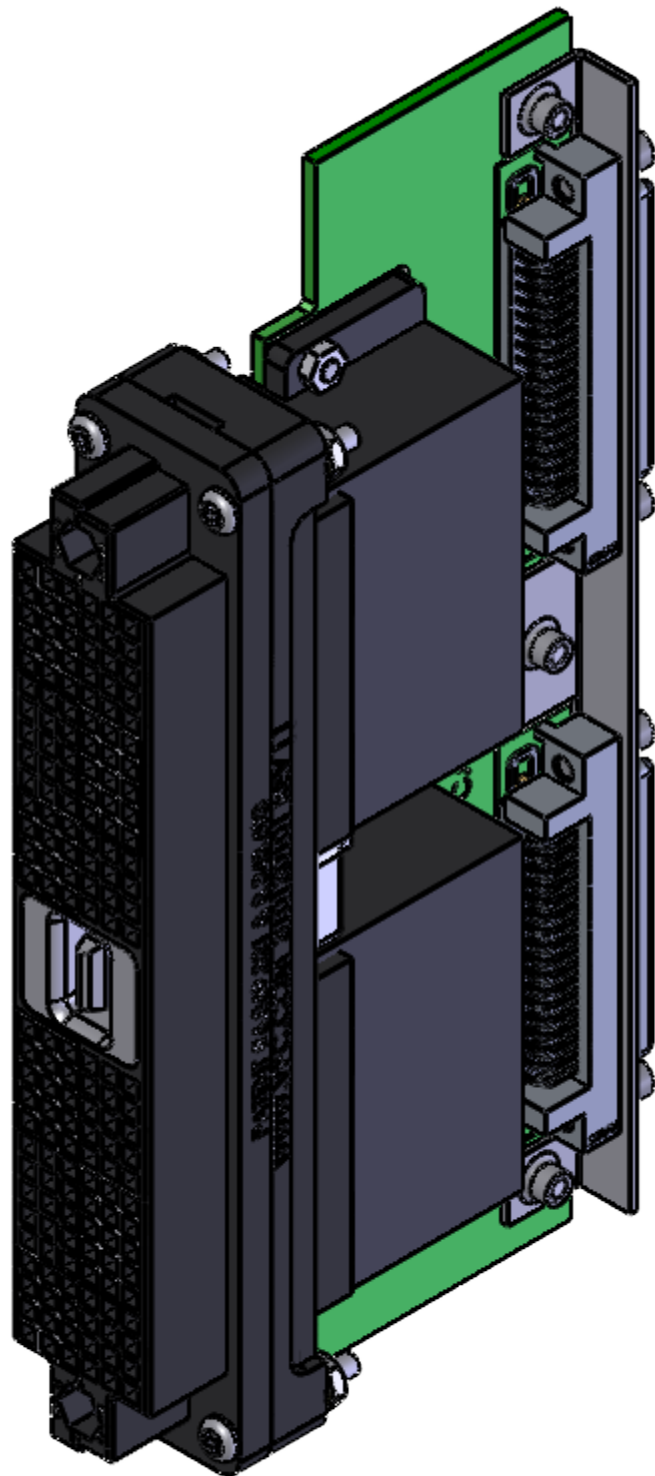
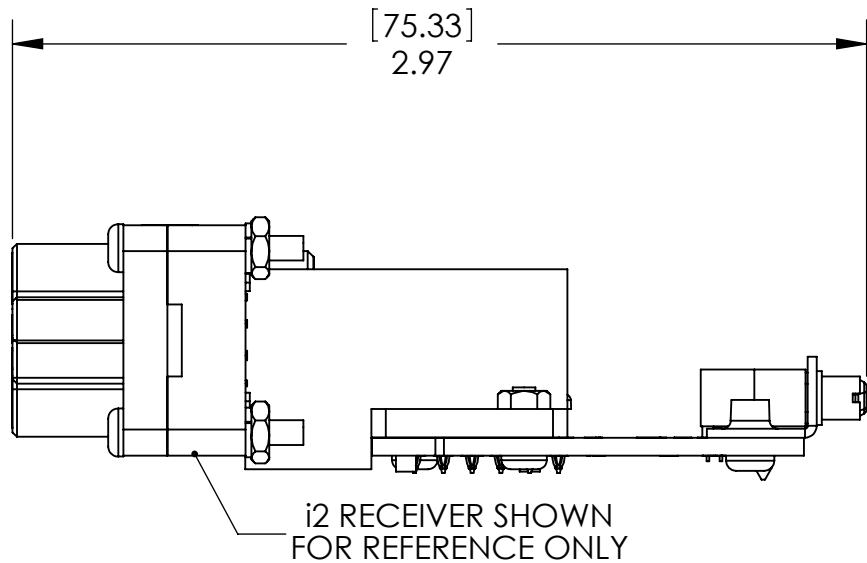
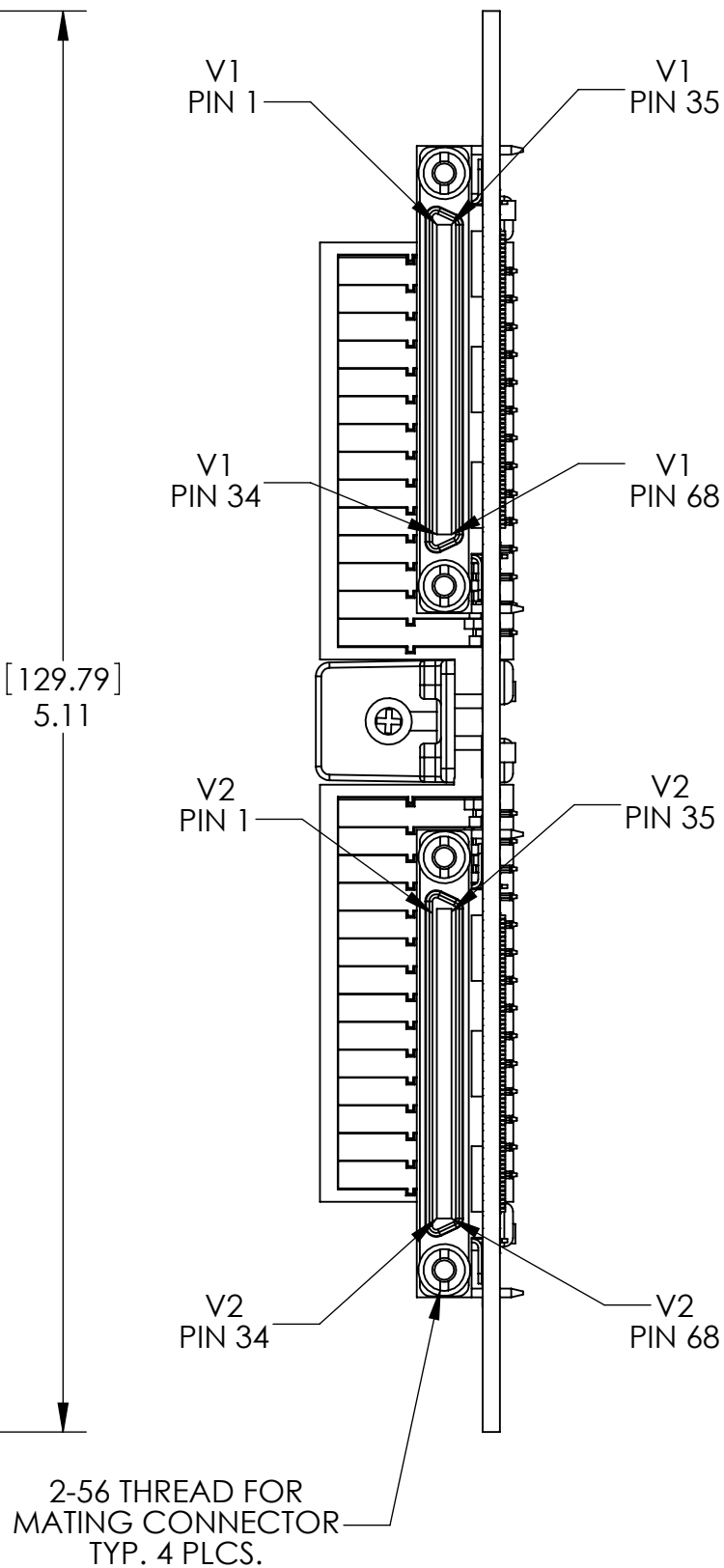
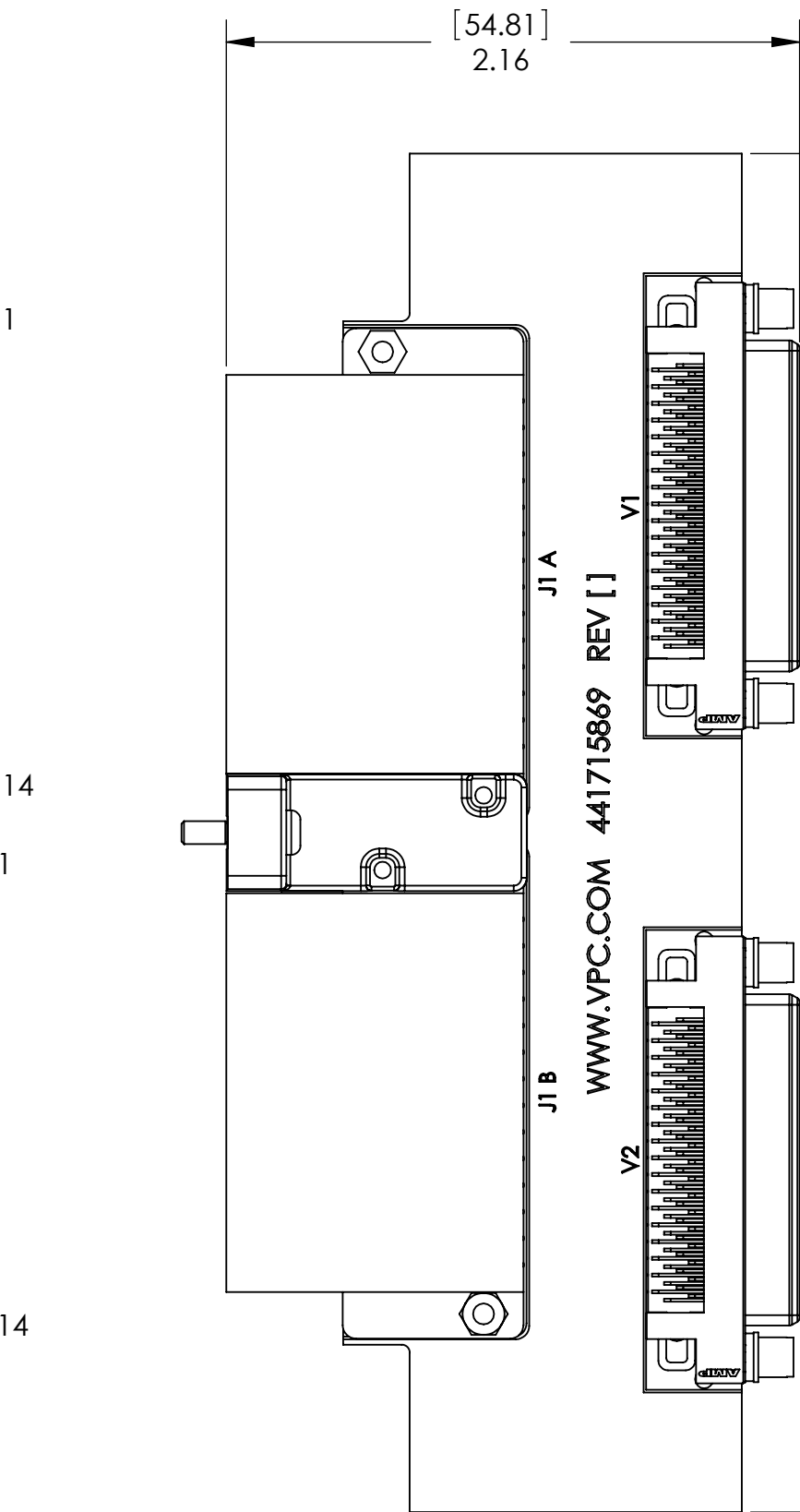
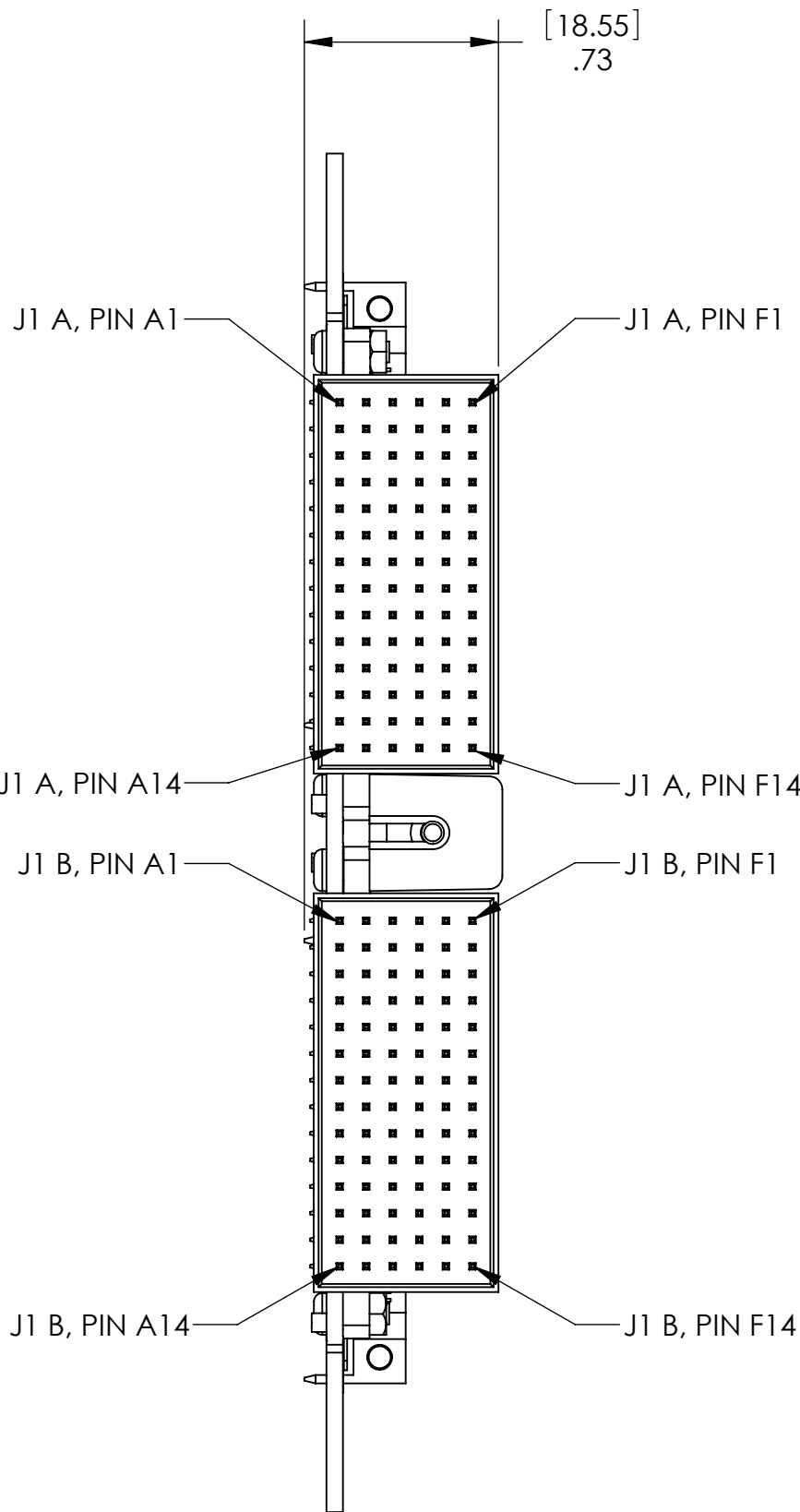
REVISIONS			
REV	DESCRIPTION	DATE	ENGR
C	ECN 11563	6/4/21	I COFFEY

D

C

B

A



D

C

B

A

- NOTES:
- FOR APPLICATION USE & CARE INFORMATION CONSULT VPC USERS GUIDE @WWW.VPC.COM
 - FOR USE WITH i2 RECEIVER P/N 310130101.
 - WHEN LOADING PCBS SIDE-BY-SIDE SOLDER TAILS COULD INTERFERE WITH ADJACENT PCBS.

CUSTOMER DRAWING			
VIRGINIA PANEL CORPORATION			
WWW.VPC.COM			
PCB ADAPTER FOR i2			
2 68 PIN FEMALE VHDCI			
DIMENSIONS ARE SHOWN AS:	SIZE	CAGE CODE	DWG.NO.
[MILLIMETERS]	C	18117	510150208
INCHES			
SCALE: 3:2	510150208	7/16/10	SHEET 1 OF 2

4

3

2

1

J1A TO V1															
VPC	VHDCI		VPC	VHDCI		VPC	VHDCI		VPC	VHDCI		VPC	VHDCI		
A1	36		B1	35		C1	1		D1	2		E1	37	F1	38
A2	3		B2	4		C2	5		D2	39		E2	6	F2	40
A3	42		B3	41		C3	7		D3	8		E3	43	F3	44
A4	9		B4	10		C4	11		D4	45		E4	12	F4	46
A5	15		B5	47		C5	13		D5	14		E5	49	F5	50
A6	48		B6	16		C6	17		D6	51		E6	18	F6	52
A7	21		B7	53		C7	19		D7	20		E7	55	F7	56
A8	54		B8	22		C8	23		D8	57		E8	24	F8	58
A9	27		B9	59		C9	25		D9	26		E9	61	F9	62
A10	60		B10	28		C10	29		D10	63		E10	30	F10	64
A11	33		B11	65		C11	31		D11	32		E11	67	F11	68
A12	66		B12	34											

J1B TO V2															
VPC	VHDCI		VPC	VHDCI		VPC	VHDCI		VPC	VHDCI		VPC	VHDCI		
A1	36		B1	35		C1	1		D1	2		E1	37	F1	38
A2	3		B2	4		C2	5		D2	39		E2	6	F2	40
A3	42		B3	41		C3	7		D3	8		E3	43	F3	44
A4	9		B4	10		C4	11		D4	45		E4	12	F4	46
A5	15		B5	47		C5	13		D5	14		E5	49	F5	50
A6	48		B6	16		C6	17		D6	51		E6	18	F6	52
A7	21		B7	53		C7	19		D7	20		E7	55	F7	56
A8	54		B8	22		C8	23		D8	57		E8	24	F8	58
A9	27		B9	59		C9	25		D9	26		E9	61	F9	62
A10	60		B10	28		C10	29		D10	63		E10	30	F10	64
A11	33		B11	65		C11	31		D11	32		E11	67	F11	68
A12	66		B12	34											

CUSTOMER DRAWING - CUSTOMER DRAWING - CUSTOMER DRAWING

THE INFORMATION CONTAINED HEREIN IS THE EXCLUSIVE PROPERTY OF VIRGINIA PANEL CORPORATION AND IS SUBMITTED FOR USE BY THE CUSTOMER ONLY. THE DATA SHALL NOT BE DUPLICATED, USED, OR DISCLOSED IN WHOLE OR IN PART FOR ANY PURPOSE OTHER THAN TO MAINTAIN THE EQUIPMENT PROVIDED.

SIZE

C

CAGE CODE

18117

DWG.NO.

510150208

REV

C

DO NOT SCALE DRAWING

SCALE: NONE

510150208

7/16/10

SHEET 2 OF 2