

4

3

2

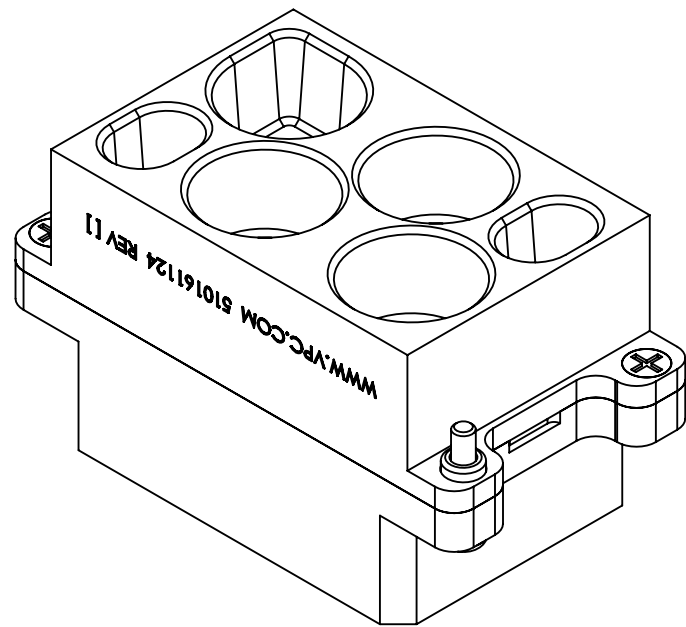
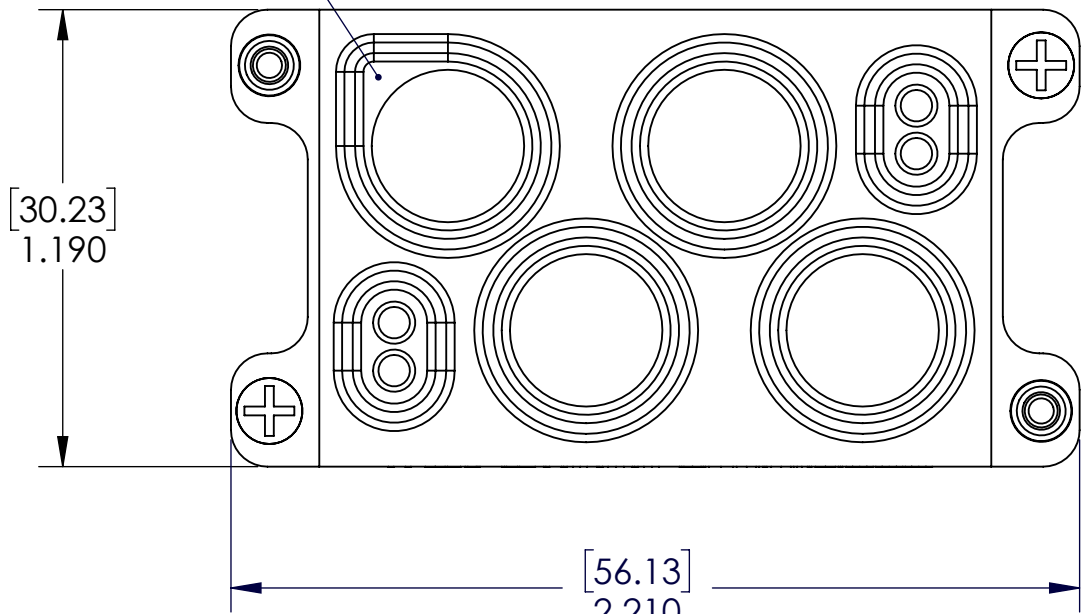
1

DO NOT SCALE DRAWING

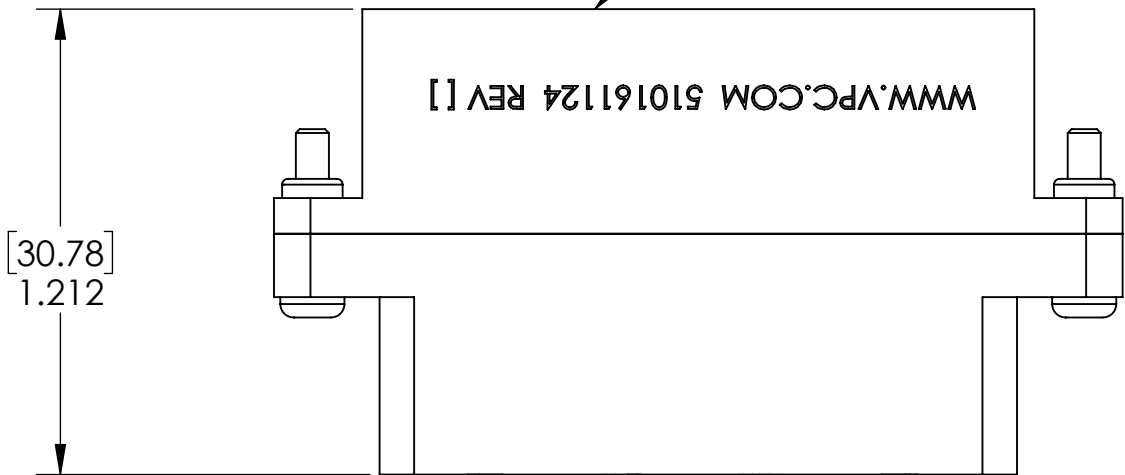
THE INFORMATION CONTAINED HEREIN IS THE EXCLUSIVE PROPERTY OF VIRGINIA PANEL CORPORATION AND IS SUBMITTED FOR USE BY THE CUSTOMER ONLY. THE DATA SHALL NOT BE DUPLICATED, USED, OR DISCLOSED IN WHOLE OR IN PART FOR ANY PURPOSE OTHER THAN TO MAINTAIN THE EQUIPMENT PROVIDED. CONSULT WITH VIRGINIA PANEL CORPORATION ENGINEERING IF MORE DETAIL IS REQUIRED.

REVISIONS			
REV	DESCRIPTION	DATE	ENGR
C	ECN #8683	11/14/18	R HERRON

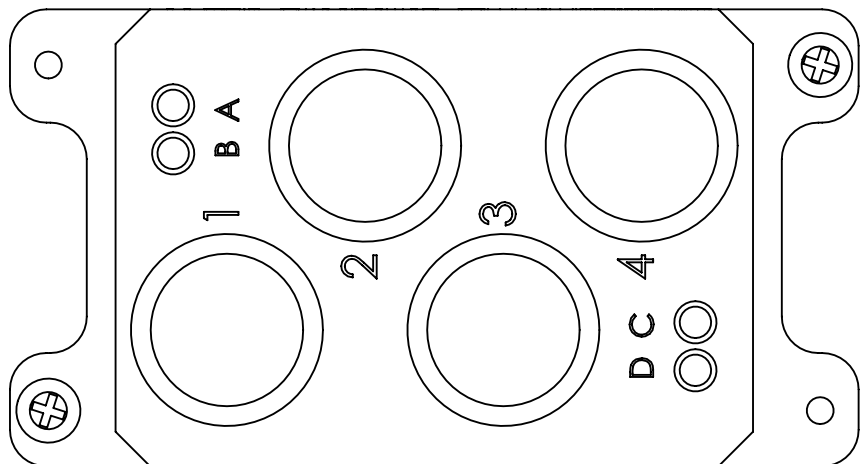
PIN #1 POLARIZING FEATURE



MODULE FRONT
(RCV MATING SIDE)



MODULE REAR
(WIRING SIDE)



2. MATERIALS:
HOUSING: G10 - PAINTED BLACK
LOCATORS - THERMOPLASTIC
HARDWARE - STAINLESS STEEL

1. FOR APPLICATION USE & CARE INFORMATION CONSULT VPC USERS GUIDE @WWW.VPC.COM
NOTES:

CUSTOMER DRAWING			
VIRGINIA PANEL CORPORATION			
WWW.VPC.COM			
ITA MODULE, ICON			
150 AMP POWER			
DIMENSIONS ARE SHOWN AS:	SIZE	CAGE CODE	DWG.NO.
[MILLIMETERS]	C	18117	510161124
INCHES	C	18117	510161124
SCALE: 2:1	510161124	7/8/13	SHEET 1 OF 1

4

3

2

1