

4

3

2

1

DO NOT SCALE DRAWING

THE INFORMATION CONTAINED HEREIN IS THE EXCLUSIVE PROPERTY OF VIRGINIA PANEL CORPORATION AND IS SUBMITTED FOR USE BY THE CUSTOMER ONLY. THE DATA SHALL NOT BE DUPLICATED, USED, OR DISCLOSED IN WHOLE OR IN PART FOR ANY PURPOSE OTHER THAN TO MAINTAIN THE EQUIPMENT PROVIDED. CONSULT WITH VIRGINIA PANEL CORPORATION ENGINEERING IF MORE DETAIL IS REQUIRED.

REVISIONS			
REV	DESCRIPTION	DATE	ENGR
D	ECN #12709	7/11/22	R HERRON

D

D

C

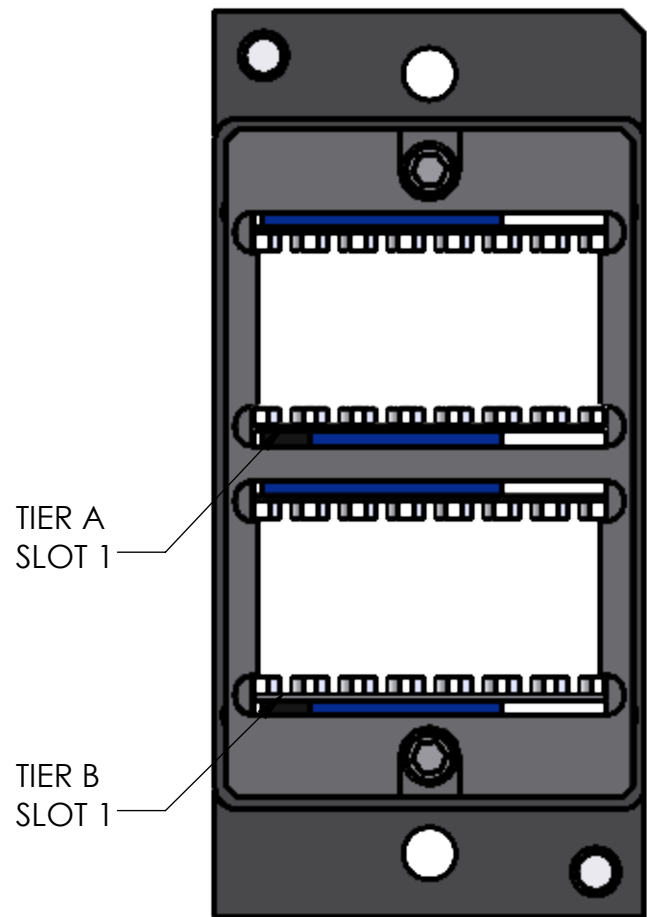
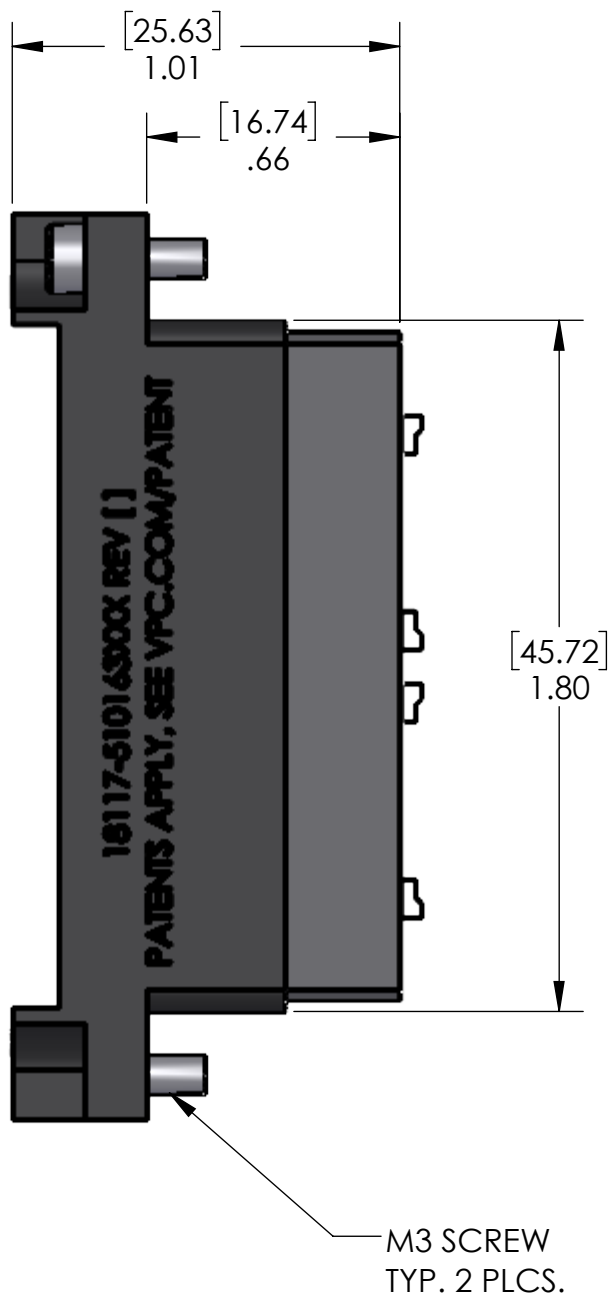
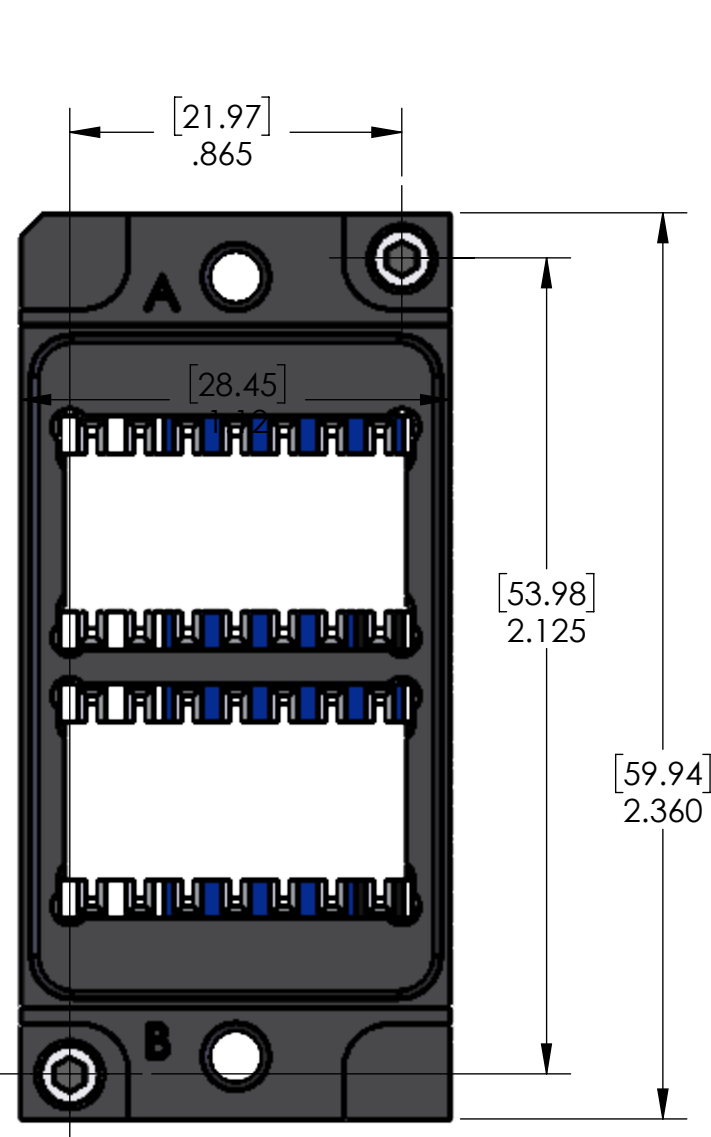
C

B

B

A

A



1. FOR APPLICATION USE & CARE INFORMATION CONSULT VPC USERS GUIDE @WWW.VPC.COM
NOTES:

RELATIVE CONNECTOR POSITIONS
AND WIRE ROUTING ARE GENERIC
AND MAY VARY WITH PINOUT
DIMENSIONS ARE SHOWN AS:
[MILLIMETERS]
INCHES

CUSTOMER DRAWING			
VPC			
WWW.VPC.COM			
VTAC, MOD, ITA, PYLON, 112POS, 14SL			
SIZE C	CAGE CODE 18117	DWG.NO. 510163101	REV D
SCALE: 2:1	510163101	5/1/2017	SHEET 1 OF 1

4

3

2

1