

iSeries



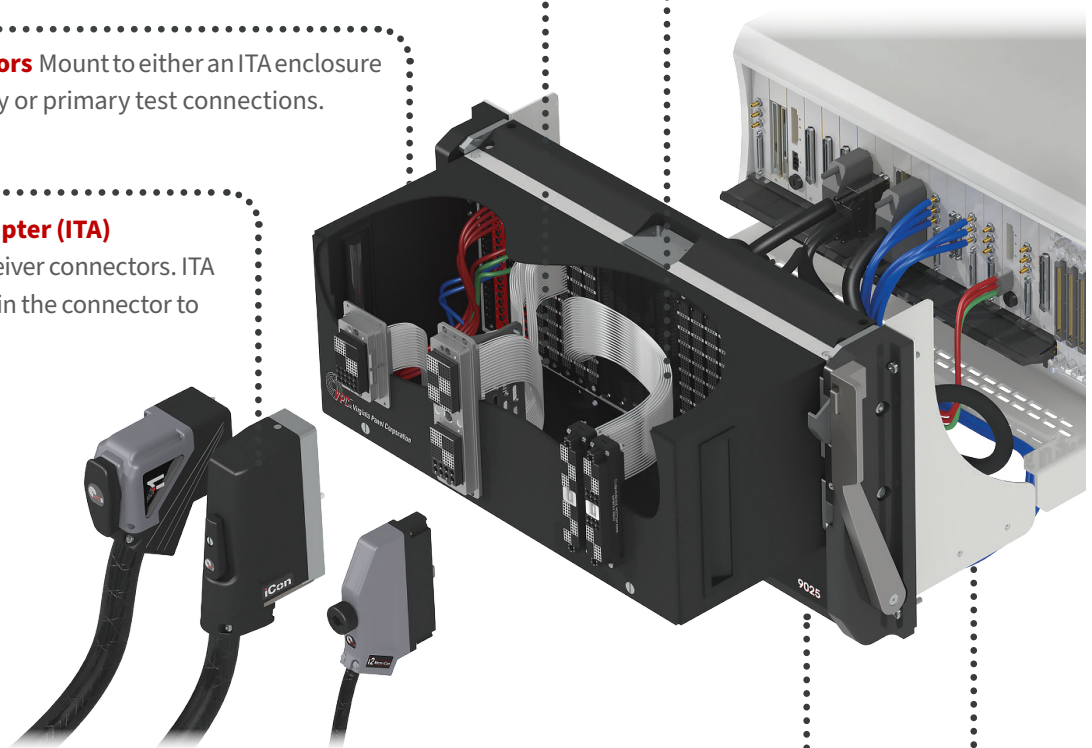
iSeries provides configurable connections for every low I/O test system need.

90s Series ITA and ITA Modules ITA enclosure that houses ITA cabling for security and strain relief.

iSeries Receiver Cable Assemblies iSeries receivers connect to 90 Series modules in the 90 Series ITA.

iSeries Receiver Connectors Mount to either an ITA enclosure or rack panel for secondary or primary test connections.

iSeries Interchangeable Test Adapter (ITA)
Connectors Connect to iSeries receiver connectors. ITA cable assemblies house wiring within the connector to protect and provide strain relief.



90 Series Receiver A rugged interconnect mechanism to connect to test instrumentation. Mates to the ITA frame.

Rack Mounting VPC provides three types of mounting options to allow for easy access to test instrumentation: fixed mounting, vertical hinged mounting frame, and slide configuration.



iSeries Product Line

- Low I/O connections in various configurations
- Small footprint with a wide range of I/O options
- Compact, rugged and reliable
- Can be used with VPC standard solutions or stand-alone applications
- Available in complete cable solutions



i2 Micro iCon



i2 Micro iCon



FEATURES

- Spring-locking tabs fasten over latching post for secure engagement
- Keying pins and rectangular locking mechanism ensure even and precise engagement
- Removable ITA backshell enables easy wire access
- 30° angled cable exit minimizes vertical space between connectors


The i2 is a slim-line, low I/O connector with capabilities for discrete-wiring, horizontal and right-angle PCB mounting. Because of its 0.8" profile, high-density with PCB connection capability and tested reliability, the i2 is the connector interface for a major U.S. Military platform testing new digital and legacy radio systems, radar, avionics and other devices.



i2 Hybrid

FEATURES


- Offers 120 signal points and 12 micro coax/ micro power pins
- Rugged engagement mechanism engineered for over 10,000 cycles
- 360° engagement handle provides zero tolerance
- High-density signal headers enable direct connection to PCB adapter
- High-density signal connector offers 168 signal positions



i2 MX

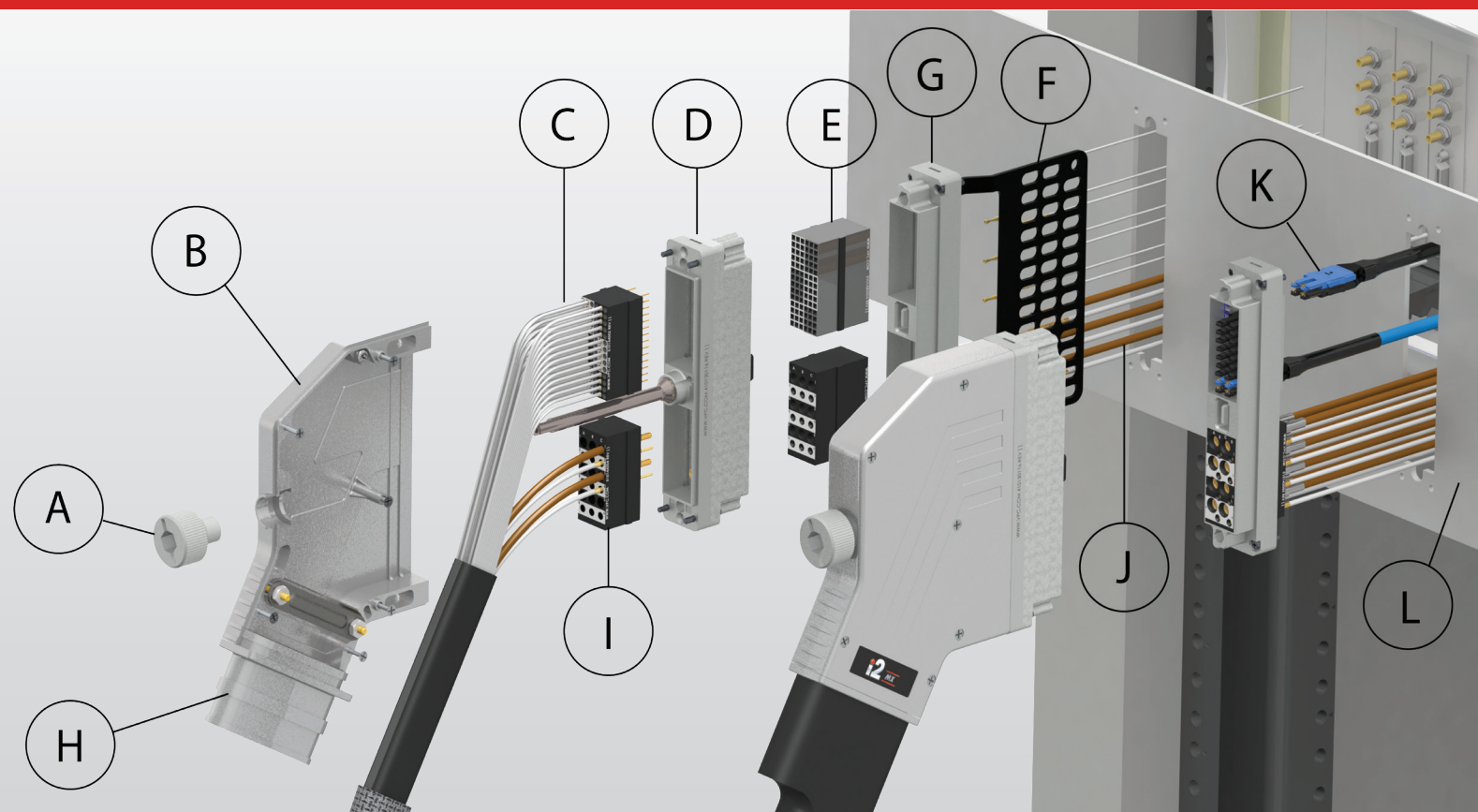


i2 MX



FEATURES

- Slim 0.8" footprint
- Multiple I/O options
- Hybrid modules allow a mix of I/O
- Available for coax, power, signal, thermocouple, pneumatic, high speed digital, and fiber optic contacts
- Slimmer metal engagement knob allows increased stackability
- Reversible all metal backshell for multiple mounting options
- Multiple contacts supported - QuadraPaddle, TriPaddle, VTAC, Power, and Coax
- EMI option provides effective shielding performance and ensures signal integrity



A. Engagement Knob
B. i2 MX ITA Backshell
C. ITA Patchcords
D. ITA Module Frame

E. Receiver Module Insert
F. Strain Relief Plate
G. i2 MX Receiver
H. i2 MX ITA Cable Exit

I. ITA Module Insert
J. Receiver Patchcords
K. VTAC Receiver Patchcord
L. Mounting Panel



The i2 MX is available with flying leads.

VTAC




VTAC

The configurable VTAC high speed data insert features a data transfer rate of more than 12.5 Gbps per differential pair. Its gold-plated, self-aligning contacts are specifically designed to reduce crosstalk and increase signal integrity during HSD transfers while maximizing cycle life. Each VTAC insert has a cycle life of over 150,000 without signal degradation.

FEATURES

- 12.5+ Gbps per differential pair
- PCB-mountable with right angle VTAC
- 150,000 mating cycles without signal degradation
- Compatible with multiple HSD protocols including USB 5 Gbps (USB 3.0, USB 3.1 Gen 1, USB 3.2 Gen 1) SATA, e-SATA, 12X Infiniband, Display Port, HDMI, SFP+, Cat 6, Rosenberger HSD



iCon



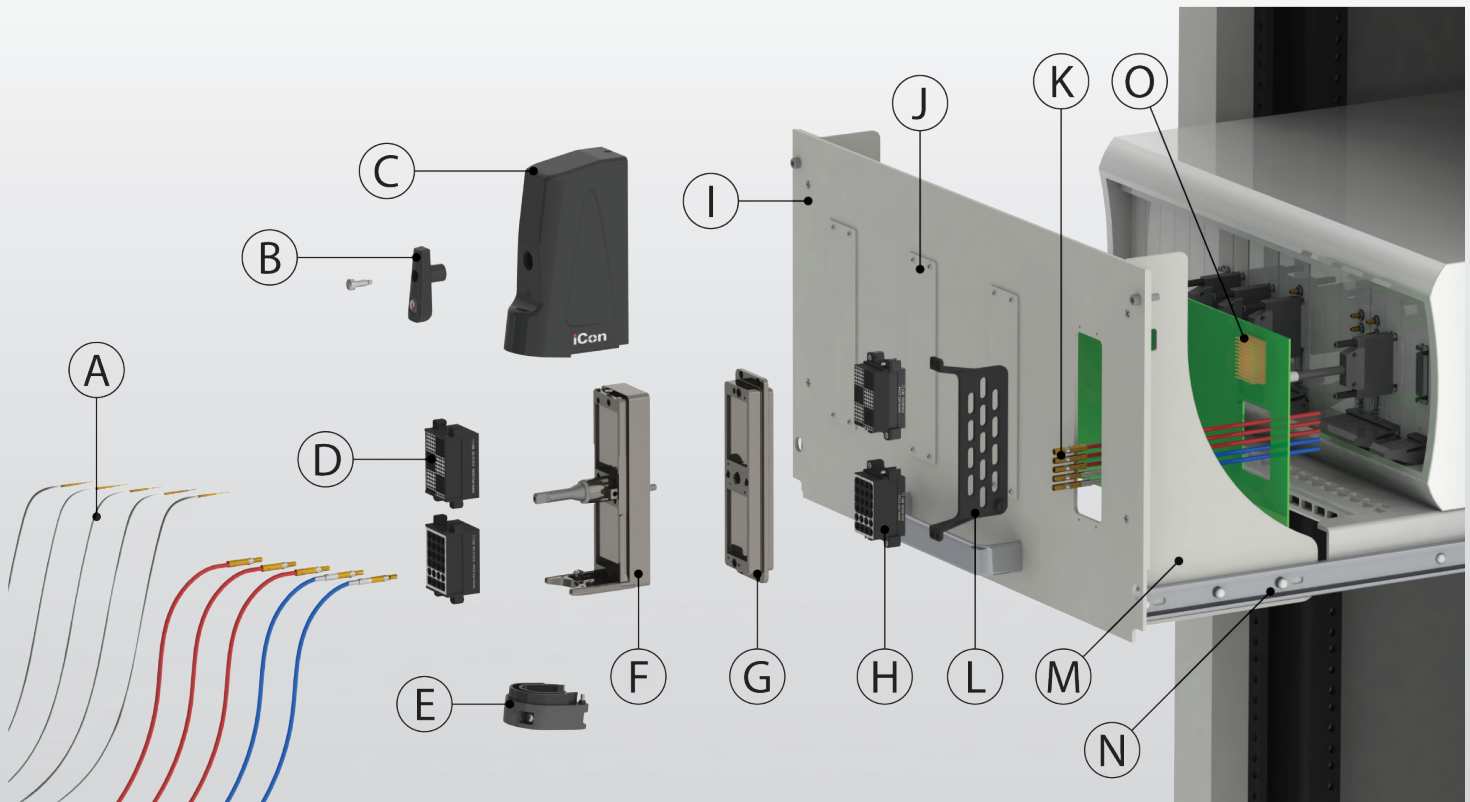
iCon



FEATURES

- 2 module solution
- Hybrid modules available for additional I/O options
- Removable backshell and engaging mechanism for easy wire access
- PCB-mountable
- Quick connect 180° half-turn engagement handle
- Engineered for at least 10,000 cycles

The iCon is a PCB-mountable rack and pin connector designed specifically for the test and measurement industry. Leading aviation manufacturers test complex electrical interconnect sub-systems using the iCon interface because it allows the use of COTS cables and allows quick test set-up. The iCon also allows high-end automobile manufacturers to create custom, configurable test systems with off-the-shelf components and standard test interfaces.




A. ITA Patchcords
B. Engagement Handle
C. Removable Cover
D. iCon ITA Module
E. U-shaped Cable Clamp

F. iCon ITA Frame
G. iCon Receiver
H. iCon Receiver Module
I. Mounting Panel
J. iCon Cover Plate

K. Receiver Patchcords
L. Strain Relief
M. Mounting Flange
N. Slide Kit
O. Straight Pin Header

FEATURES

- Up to 320 signal contacts
- Small width and inboard handle increase side-to-side stackability
- Slide-off cover allows access to probe points while engaged
- Removable U-shaped cable clamp makes it easy to reconfigure wired modules
- Fail-safe features include offset guide pins, recessed ITA contacts, and keying pins
- Rear-mount modules allow for easy installation of pre-wired cable assemblies





iCon EMI



FEATURES

- “Mate first, break last” feature completes the earth-ground circuit
- Earth-ground terminal prevents shock and injury
- EMI shielding with metallized plastic shielding in the backshell minimizes unwanted noise and maintains signal integrity
- Proven durability in environmental chambers
- Engineered for at least 10,000 cycles

For applications requiring high power or high speed, iCon XL offers an oversized backshell and EMI shielding.

i1

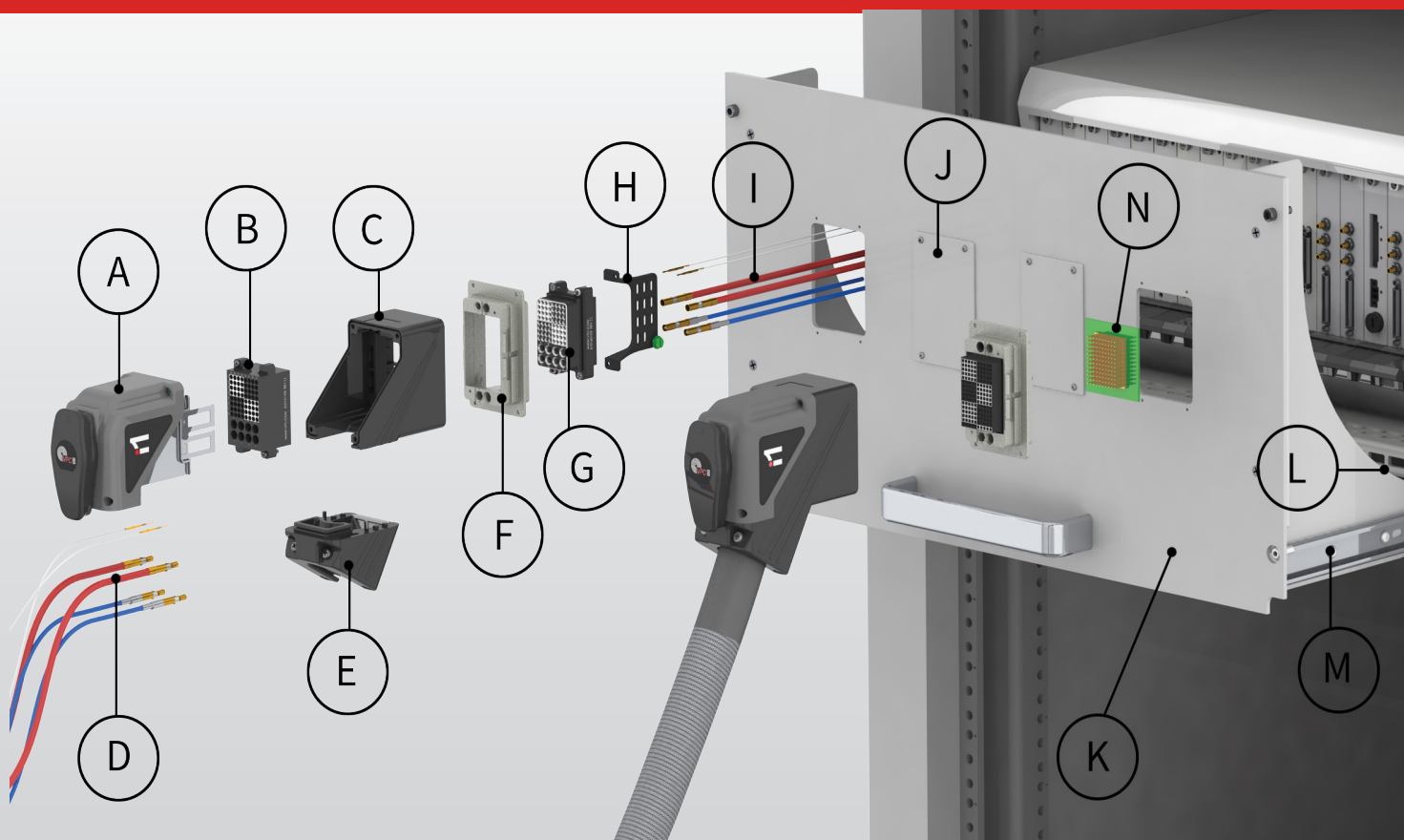


i1



FEATURES

- PCB-mountable
- 1 module solution
- Engineered for at least 10,000 cycles
- 30° U-shaped cable clamp for strain relief
- Hybrid modules available for additional I/O options
- Quick connect 180° half-turn engagement handle
- Functional in testing temperatures of -55°C to 105°C
- Keying and guiding pins maintain proper alignment
- Removable backshell and engaging mechanism for easy wire access



A. ITA Backshell & Engaging Mechanism
 B. ITA Module
 C. i1 ITA Frame
 D. ITA Patchcords

E. U-shaped Cable Clamp
 F. i1 Receiver Frame
 G. Receiver Module
 H. Strain Relief
 I. Receiver Patchcords


J. Cover Plate
 K. Mounting Panel
 L. Mounting Flange
 M. Slide Kit
 N. Straight Pin Header

i1 EMI

The i1 EMI offers the features of the i1, in addition to electromagnetic interference protection. The EMI shielding effect on the i1 EMI ITA is provided by the stainless steel fibers in the removable plastic cover and threaded metal coupling adapter.




VALUE ADDED SERVICES



QUALITY TESTED

VPC's Quality Assurance Lab utilizes a Nexya Wiring Analyzer and a network analyzer to test for:

- Point-to-point continuity
- Shorts
- Insulation resistance
- Electrical response of RF cables to a specified frequency range



WIRE+ SERVICES

VPC's Wire+ Services provide engineered, finished, and quality-tested cable assemblies. This enables easier system configuration, promoting integration of your mass interconnect system with virtually any type of test and measurement instrumentation.

VPC offers:

- Discrete-wired cable assemblies
- PCB adapter cards
- Patchcords
- Wired adapters
- Wired enclosures
- And more

VPC has made substantial investments in state-of-the-art automation equipment and is able to produce thousands of patchcords an hour with consistent and reliable terminations. Automated machinery reduces test and validation time while ensuring you receive a quality and on-time product.



**NORTH & SOUTH AMERICA**

1400 New Hope Road
Waynesboro, VA 22980
United States
Phone +1 540 932 3300
vpc.com/contact-us/

EUROPE & MIDDLE EAST

Auenstrasse 56
80469 Munich
Germany
Phone +49 173 20 15 082
info.emea@vpc.com

ASIA & AUSTRALIA

Room 1501, No. 198, Lane 158
West Tailin Rd, Pudong New Area
Shanghai, China 200123
Phone +861 391 671 7264
info.asia@vpc.com