

4

3

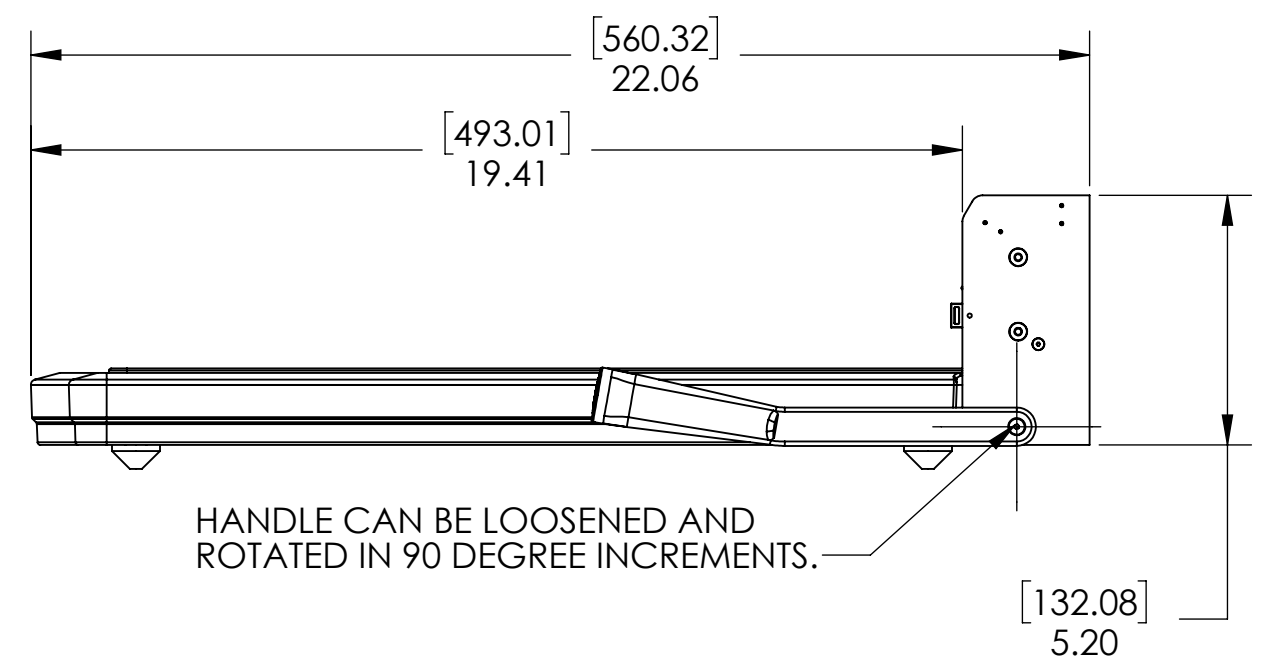
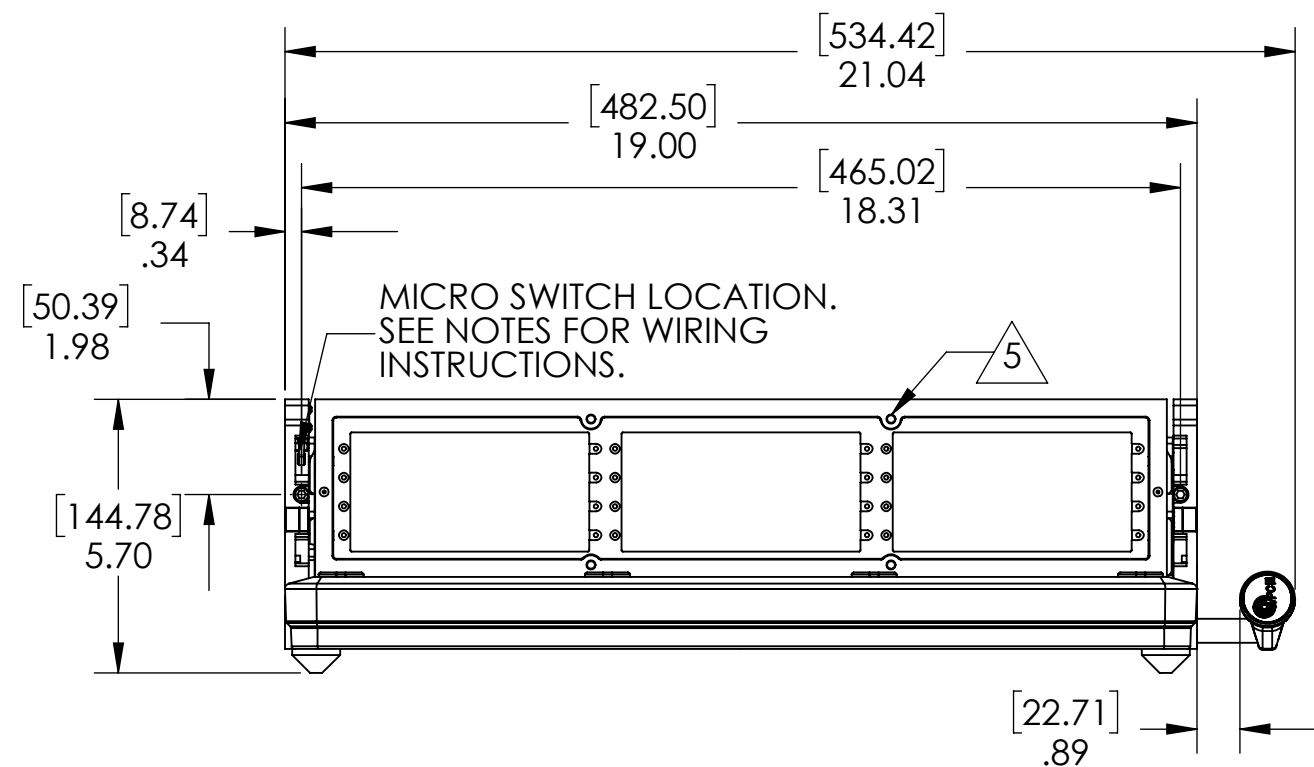
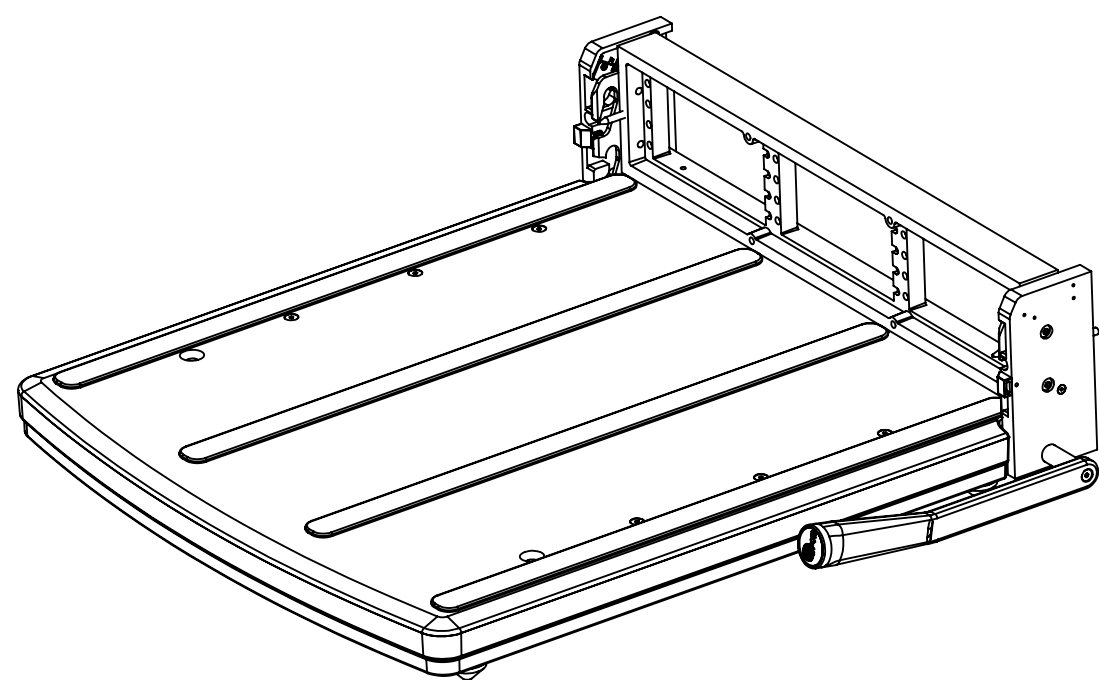
2

1

DO NOT SCALE DRAWING

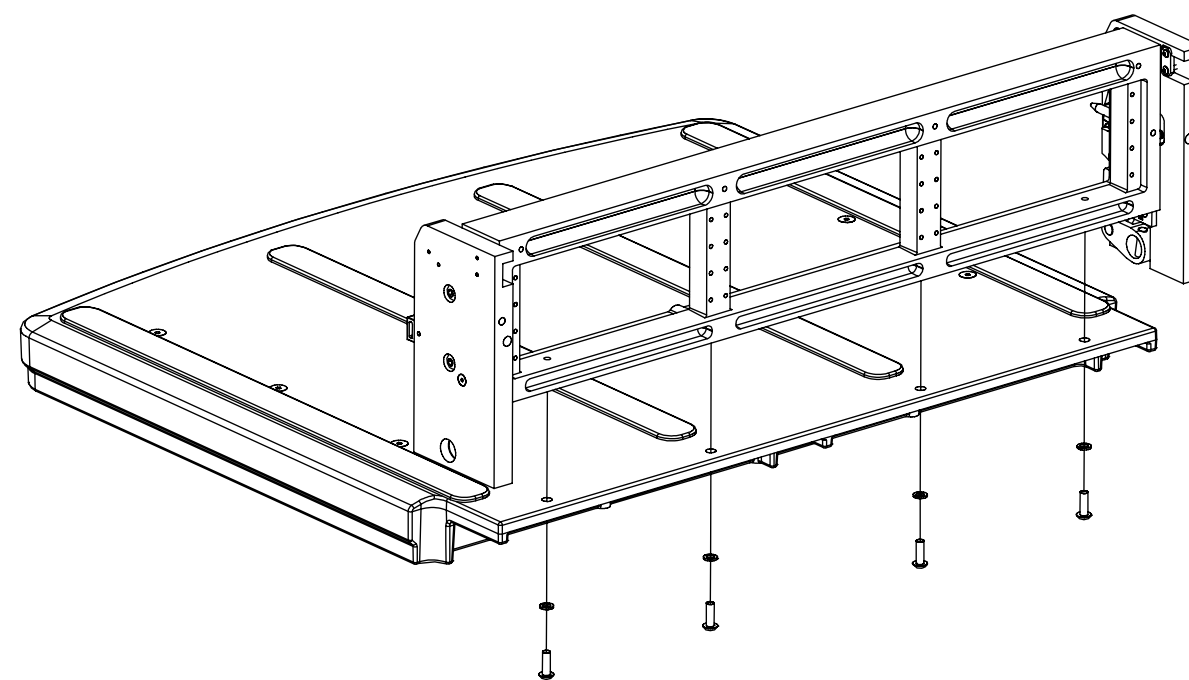
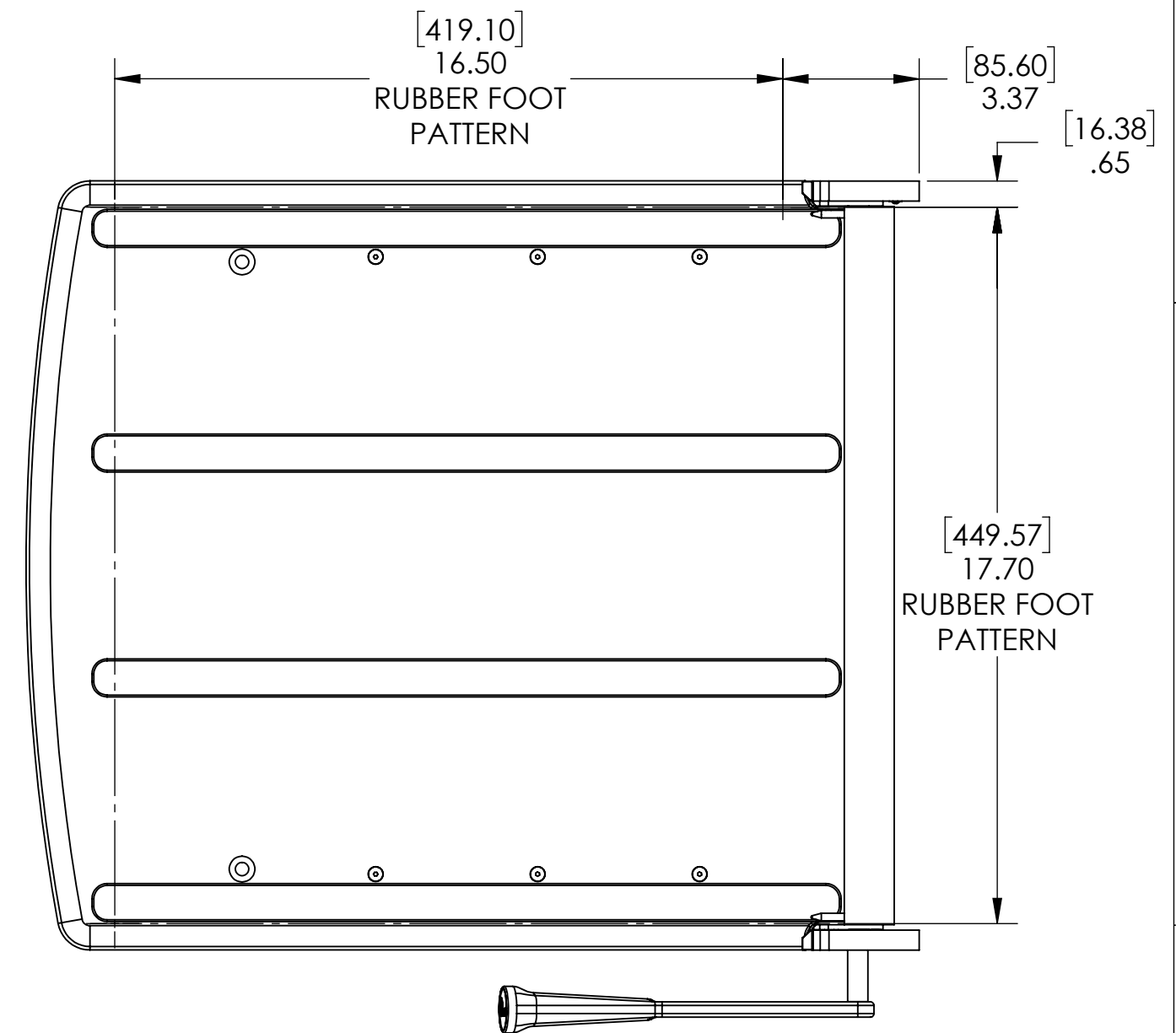
THE INFORMATION CONTAINED HEREIN IS THE EXCLUSIVE PROPERTY OF VIRGINIA PANEL CORPORATION AND IS SUBMITTED FOR USE BY THE CUSTOMER ONLY. THE DATA SHALL NOT BE DUPLICATED, USED, OR DISCLOSED IN WHOLE OR IN PART FOR ANY PURPOSE OTHER THAN TO MAINTAIN THE EQUIPMENT PROVIDED. CONSULT WITH VIRGINIA PANEL CORPORATION ENGINEERING IF MORE DETAIL IS REQUIRED.

REVISIONS			
REV	DESCRIPTION	DATE	ENGR
J	ECN #15171	8/19/25	M ECKERT



KEYING PLUG LOCATIONS							
PATTERN 1				PATTERN 4			
RECEIVER		ITA		RECEIVER		ITA	
PIN A INSTALLED	PIN C INSTALLED	SCREW A OPEN	SCREW C OPEN	PIN A OPEN	PIN C OPEN	SCREW A INSTALLED	SCREW C INSTALLED
PIN B OPEN	PIN D OPEN	SCREW B INSTALLED	SCREW D INSTALLED	PIN B INSTALLED	PIN D INSTALLED	SCREW B OPEN	SCREW D OPEN
PATTERN 2				PATTERN 5			
PIN A INSTALLED	PIN C OPEN	SCREW A OPEN	SCREW C INSTALLED	PIN A OPEN	PIN C INSTALLED	SCREW A INSTALLED	SCREW C OPEN
PIN B INSTALLED	PIN D OPEN	SCREW B OPEN	SCREW D INSTALLED	PIN B INSTALLED	PIN D OPEN	SCREW B OPEN	SCREW D INSTALLED
PATTERN 3				PATTERN 6			
PIN A OPEN	PIN C INSTALLED	SCREW A INSTALLED	SCREW C OPEN	PIN A INSTALLED	PIN C OPEN	SCREW A OPEN	SCREW C INSTALLED
PIN B OPEN	PIN D INSTALLED	SCREW B INSTALLED	SCREW D OPEN	PIN B OPEN	PIN D INSTALLED	SCREW B INSTALLED	SCREW D OPEN

PLATFORM SHIPPED ACCORDING TO P/N VARIANT	
310104409	PLATFORM SHIPPED ASSEMBLED TO RCVR
310104409-1	PLATFORM SHIPPED LOOSE. SEE ASSEMBLY BELOW



310104409-1 PLATFORM ASSEMBLY. HANDLE AND TORSION SHAFT NOT SHOWN FOR CLARITY

6. GREEN 8-32 HEX HEAD SCREW & LOCK WASHER INCLUDED FOR OPTIONAL GROUND LOCATION TERMINATION.

5. IF KEYING IS REQUIRED USE VPC KEYING KIT PART NUMBER 310118112. SEE TABLE FOR KEYING OPTIONS.

4. RUBBER FEET MAY BE REMOVED AND RECEIVER SECURED TO THE TABLE WITH 1/4-20 SCREWS.

3. WEIGHT: APPROXIMATELY 26 POUNDS, ALLUMINUM AND STEEL.

2. MICROSWITCH WIRES NOT SHOWN. COLOR CODE AS FOLOWS
RED- N.C.
WHITE- N.O.
BLACK- COMMON

1. FOR APPLICATION USE & CARE INFORMATION CONSULT VPC USERS GUIDE @WWW.VPC.COM

NOTES:

CUSTOMER DRAWING			
VIRGINIA PANEL CORPORATION WWW.VPC.COM			
RCV, G12 TABLETOP WITH 20" PLATFORM			
SIZE C	CAGE CODE 18117	DWG. NO. 310104409	REV J
SCALE: 1:8		SHEET 1 OF 1	

MATING ITA 410104322	PROTECTIVE COVER 310113402
-------------------------	-------------------------------

RELATIVE CONNECTOR POSITIONS AND WIRE ROUTING ARE GENERIC AND MAY VARY WITH PINOUT
DIMENSIONS ARE SHOWN AS:
[MILLIMETERS]
INCHES

4

3

2

1