

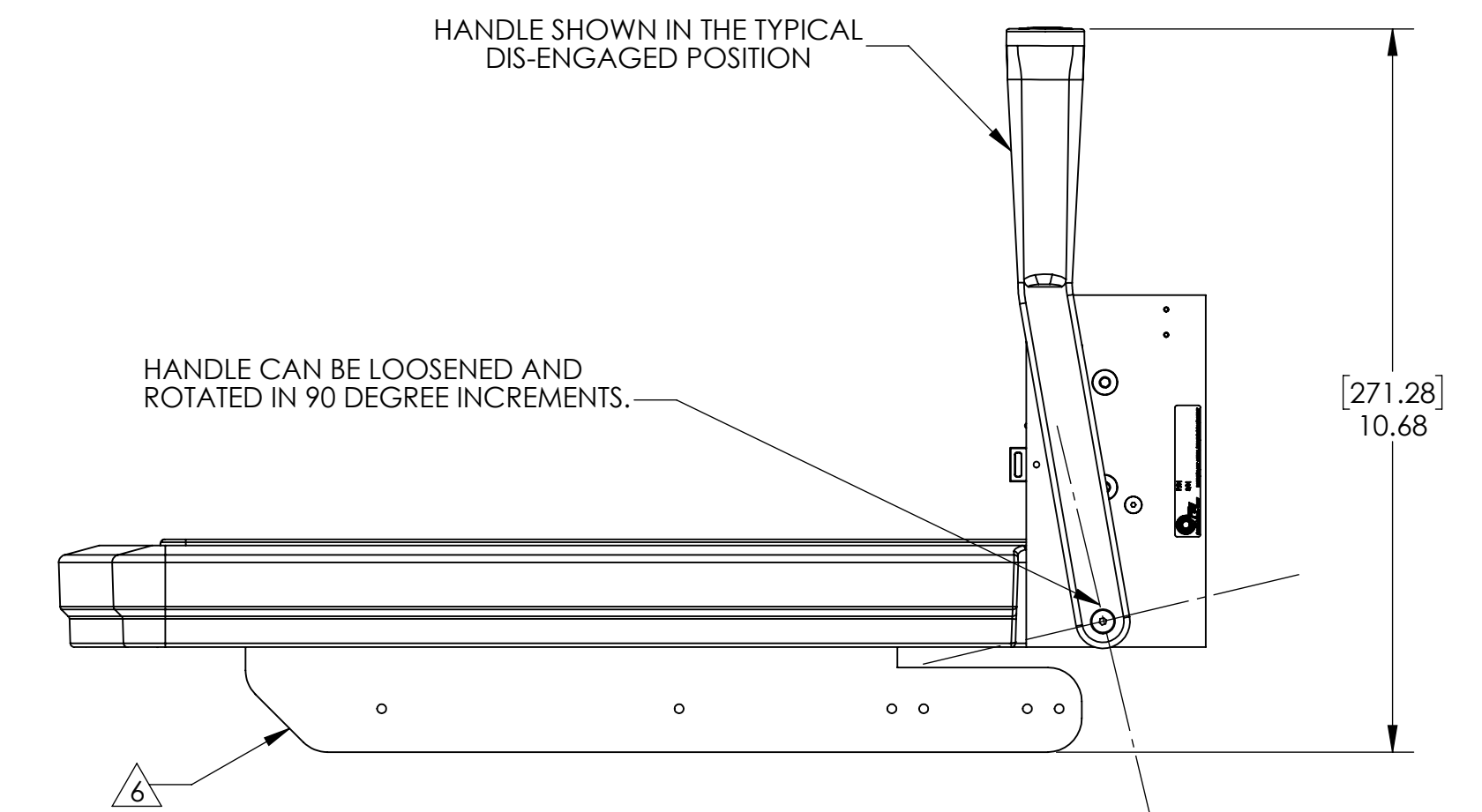
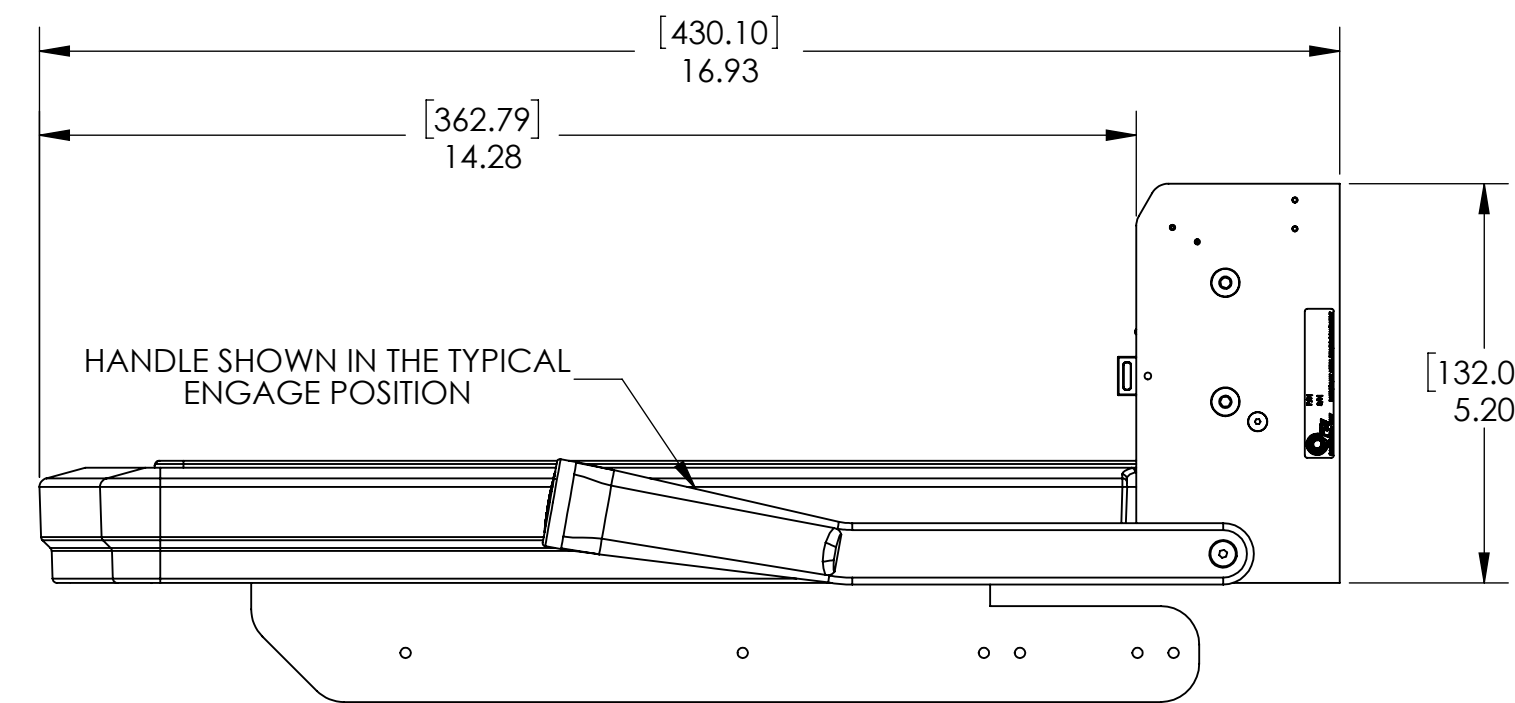
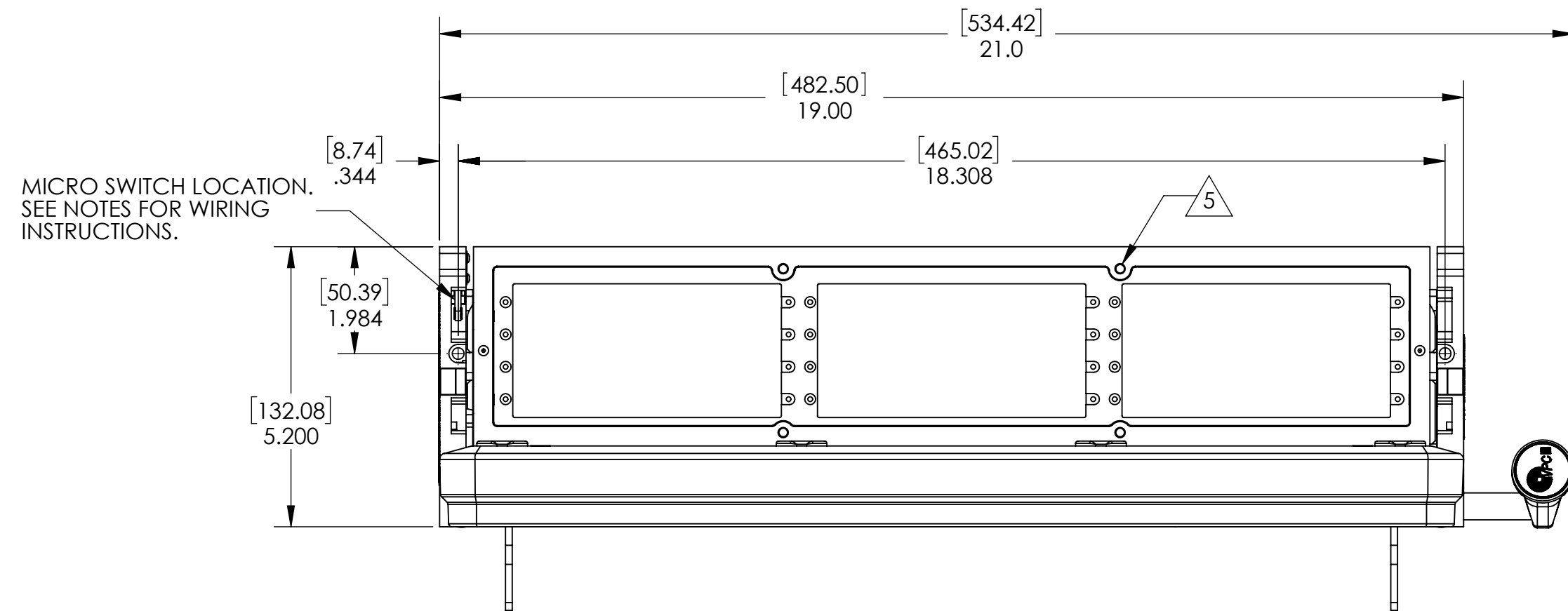
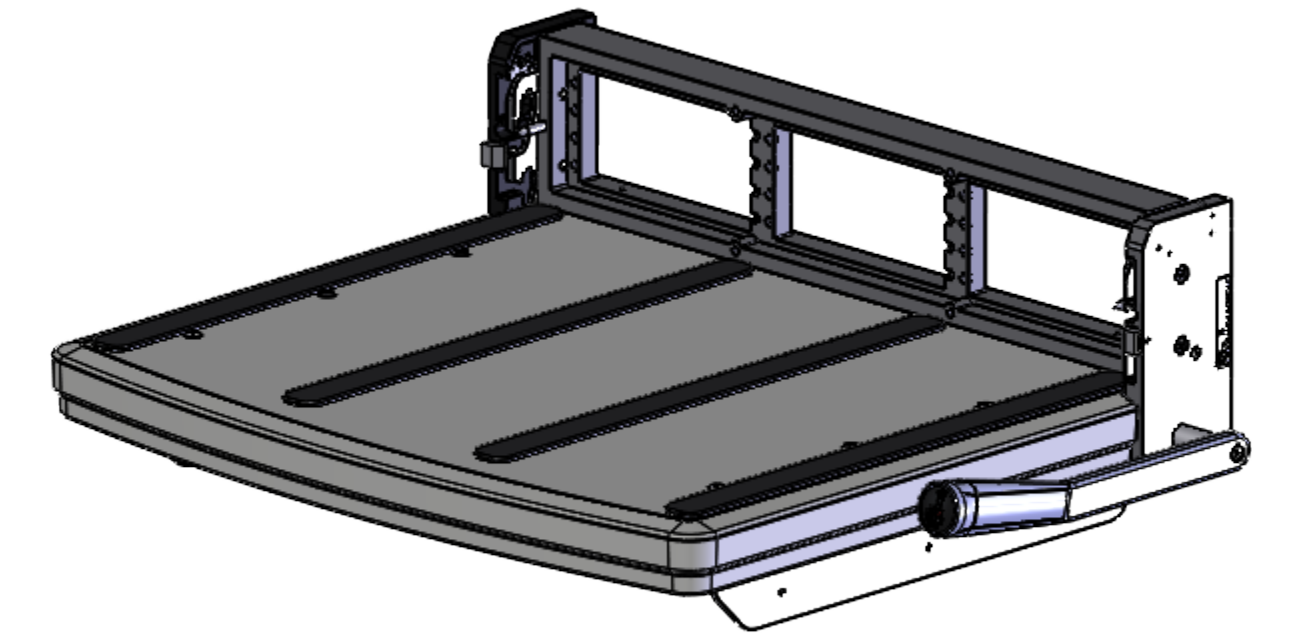
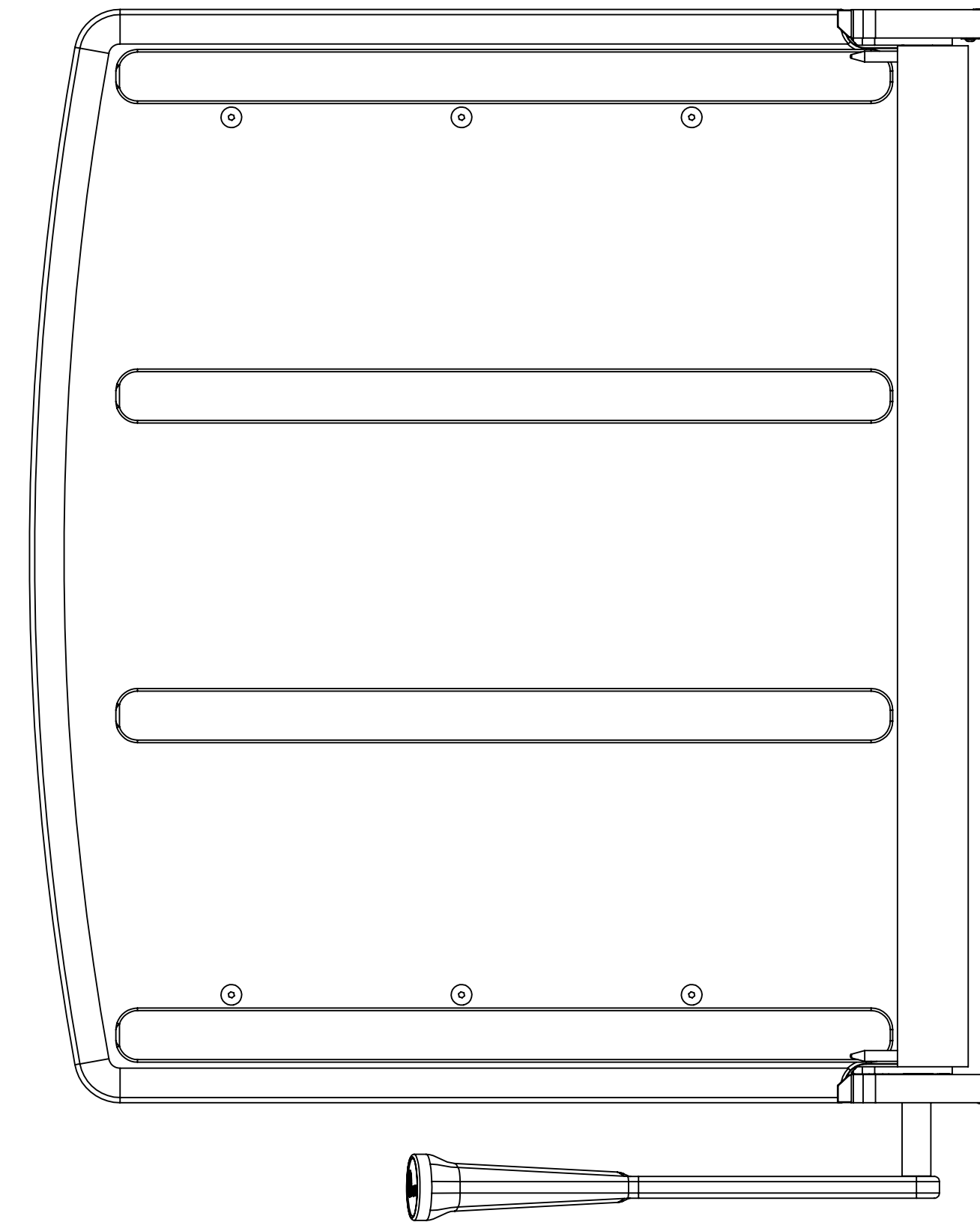
DO NOT SCALE DRAWING

THE INFORMATION CONTAINED HEREIN IS THE EXCLUSIVE PROPERTY OF VIRGINIA PANEL CORP. AND IS SUBMITTED FOR USE BY THE CUSTOMER ONLY. THE DATA SHALL NOT BE DUPLICATED, USED, OR DISCLOSED IN WHOLE OR IN PART FOR ANY PURPOSE OTHER THAN TO MAINTAIN THE EQUIPMENT PROVIDED.

ZONE		REV	DESCRIPTION	DATE	APPROVED
Y		ECN #15171		8/18/25	M ECKERT

PLATFORM SHIPPED ACCORDING TO P/N VARIANT	
310104325	PLATFORM ASSEMBLED TO RECIEVER
310104325-1	PLATFORM SHIPPED LOOSE. SEE PG 2 FOR ASSEMBLY INSTRUCTIONS

KEYING PLUG LOCATIONS							
PATTERN 1				PATTERN 4			
RECIEVER		ITA		RECIEVER		ITA	
PIN A INSTALLED	PIN C INSTALLED	SCREW A OPEN	SCREW C OPEN	PIN A OPEN	PIN C OPEN	SCREW A INSTALLED	SCREW C INSTALLED
PIN B OPEN	PIN D OPEN	SCREW B INSTALLED	SCREW D INSTALLED	PIN B INSTALLED	PIN D INSTALLED	SCREW B OPEN	SCREW D OPEN
PATTERN 2				PATTERN 5			
RECIEVER		ITA		RECIEVER		ITA	
PIN A INSTALLED	PIN C OPEN	SCREW A OPEN	SCREW C INSTALLED	PIN A OPEN	PIN C INSTALLED	SCREW A INSTALLED	SCREW C OPEN
PIN B INSTALLED	PIN D OPEN	SCREW B OPEN	SCREW D INSTALLED	PIN B INSTALLED	PIN D OPEN	SCREW B OPEN	SCREW D INSTALLED
PATTERN 3				PATTERN 6			
RECIEVER		ITA		RECIEVER		ITA	
PIN A OPEN	PIN C INSTALLED	SCREW A INSTALLED	SCREW C OPEN	PIN A INSTALLED	PIN C OPEN	SCREW A OPEN	SCREW C INSTALLED
PIN B OPEN	PIN D INSTALLED	SCREW B INSTALLED	SCREW D OPEN	PIN B OPEN	PIN D INSTALLED	SCREW B INSTALLED	SCREW D OPEN



- GREEN 8-32 HEX HEAD SCREW & LOCK WASHER INCLUDED FOR OPTIONAL GROUND LOCATION TERMINATION.
- SLIDE MOUNTING BRACKET INCLUDED WITH RECEIVER ASSEMBLY.
- IF KEYING IS REQUIRED USE VPC KEYING KIT PART NUMBER 310118112. SEE TABLE FOR KEYING OPTIONS.
- WEIGHT: APPROXIMATELY 20 POUNDS. ALUMINUM AND STEEL.
- FOR RACK MOUNT APPLICATIONS A SLIDE KIT IS REQUIRED; (2) 10-32 X 1.00" SOCKET HEAD CAP SCREWS INCLUDED TO SECURE RECEIVER TO RACK WHEN NOT IN USE.
- MICROSWITCH WIRES NOT SHOWN. COLOR CODE AS FOLLOWS:
RED- NC
WHITE- NO
BLACK- COMMON
- FOR APPLICATION, USE & CARE INFORMATION CONSULT VPC USERS GUIDE @WWW.VPC.COM.

NOTES:

MATING ITA	PROTECTIVE COVER	RACK EXTENDER FOR EURO RACKS
410104322	310113402	310113406

CUSTOMER DRAWING - CUSTOMER DRAWING - CUSTOMER DRAWING		
DIMENSIONS ARE SHOWN AS:	CONTRACT NO.	
	SIGNATURES	DATE
[millimeters]	DR E HUBBARD	8/13/04
INCHES	CHK R. HERRON	8/13/04
REMOVE BURRS, BREAK SHARP EDGES.	ENG E HUBBARD	5/5/04
MATERIAL	PROD	
	ASSY	
FINISH	Q A	
	APPD	
SIZE: FSCM NO. D 18117		DWG NO. 310104325
SCALE: 1:4		REV Y

VIRGINIA PANEL CORPORATION
WWW.VPC.COM

RECEIVER, G12, RACK MOUNT WITH 15" PLATFORM

SHEET 1 OF 2

8

7

6

5

4

3

2

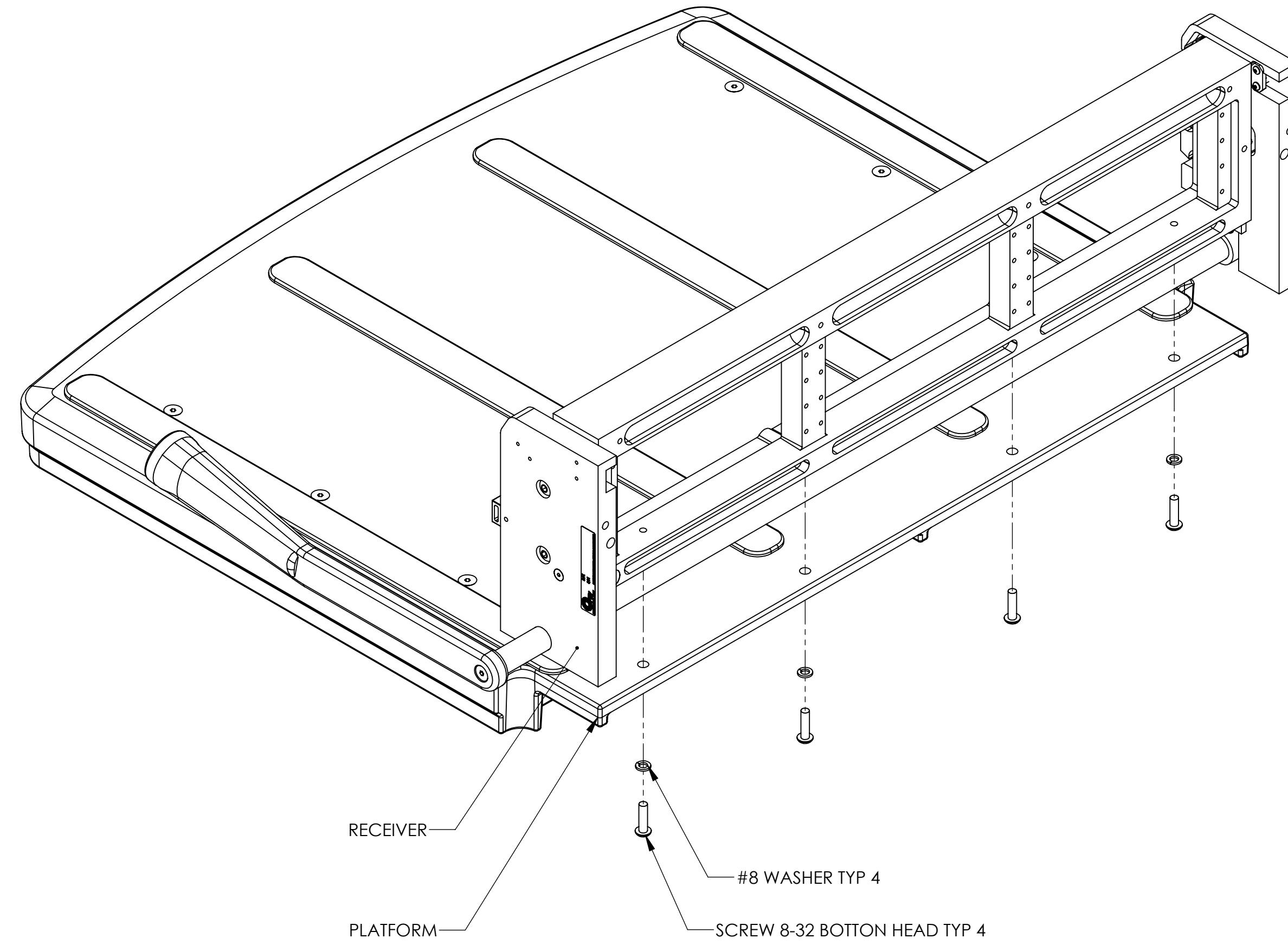
1

DO NOT SCALE DRAWING

THE INFORMATION CONTAINED HEREIN IS THE EXCLUSIVE PROPERTY OF VIRGINIA PANEL CORPORATION AND IS SUBMITTED FOR USE BY THE CUSTOMER ONLY. THE DATA SHALL NOT BE DUPLICATED, USED OR DISCLOSED IN WHOLE OR IN PART FOR ANY PURPOSE OTHER THAN TO MAINTAIN THE EQUIPMENT PROVIDED. CONSULT WITH VIRGINIA PANEL CORPORATION ENGINEERING IF MORE DETAIL IS REQUIRED.

REVISIONS			
REV	DESCRIPTION	DATE	ENGR
Y	ECN #15171	8/18/25	M ECKERT

310104325-1 ASSEMBLY



D

D

C

C

B

B

A

A

1. FOR APPLICATION USE AND CARE INFORMATION CONSULT VPC USERS GUIDE @ WWW.VPC.COM
NOTES:

8

7

6

5

4

3

2

1

RELATIVE CONNECTOR POSITIONS AND WIRE ROUTING ARE GENERIC AND MAY VARY WITH FINISH.			
DIMENSIONS ARE SHOWN AS:			
[MILLIMETERS]	SIZE	CAGE CODE	DWG. NO.
[INCHES]	D 18117	310104325	Y
SCALE: 1:4	SHEET 2 OF 2		1

CUSTOMER DRAWING
VIRGINIA PANEL CORPORATION
 WWW.VPC.COM
RECEIVER, G12, RACK MOUNT WITH 15" PLATFORM