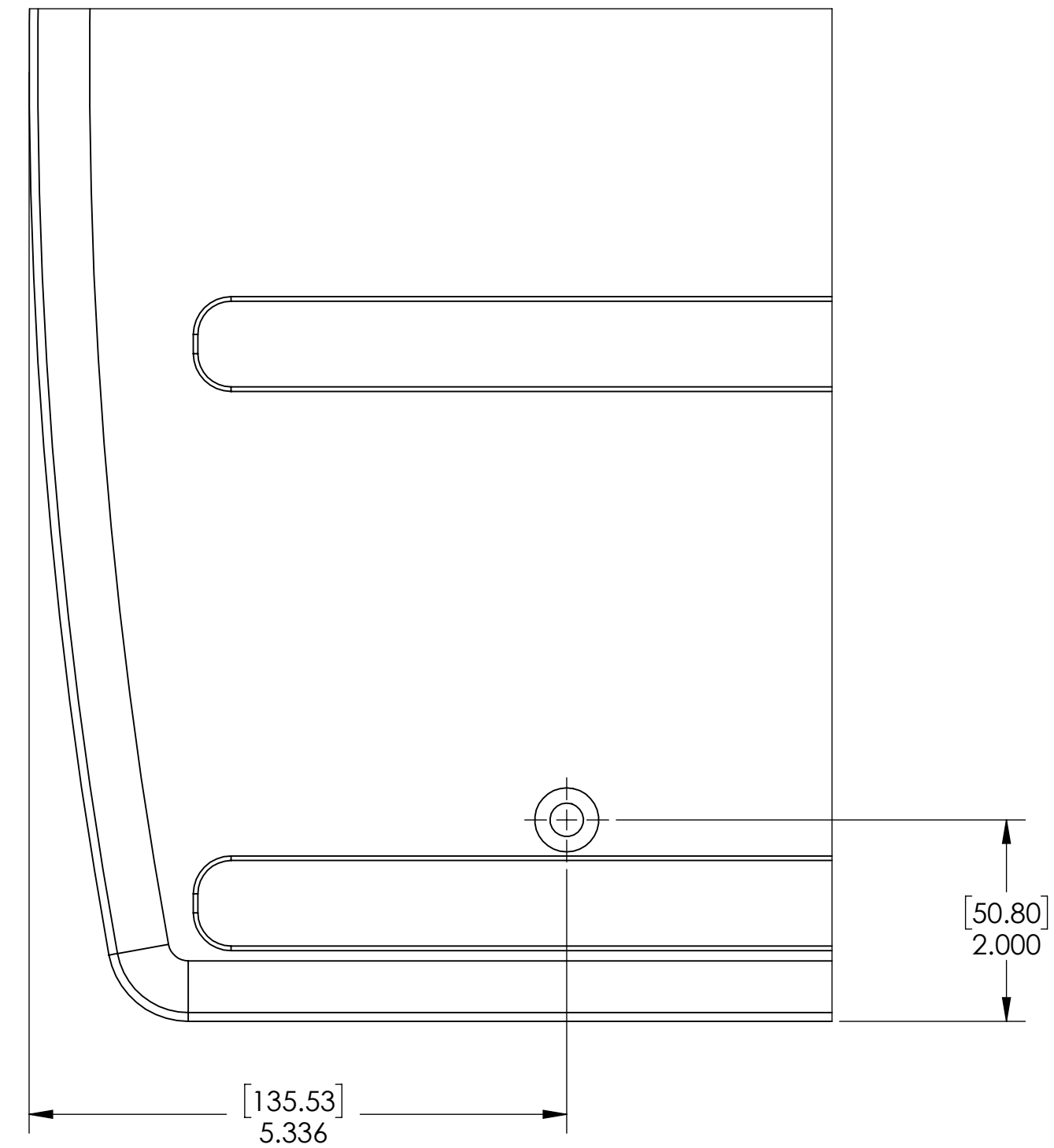


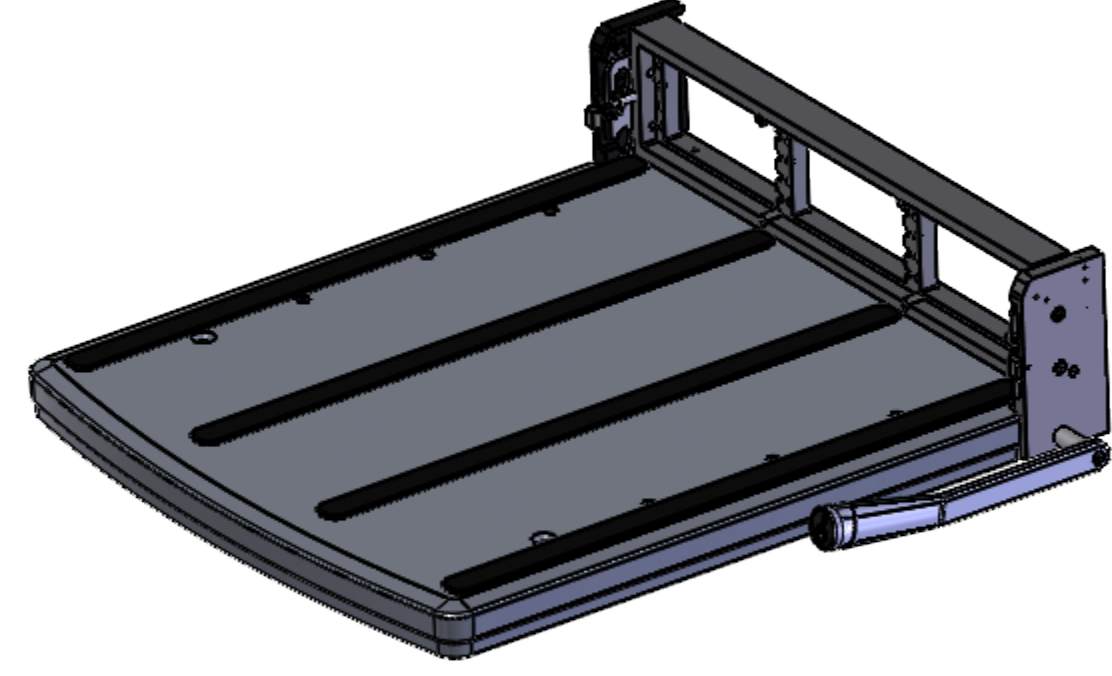
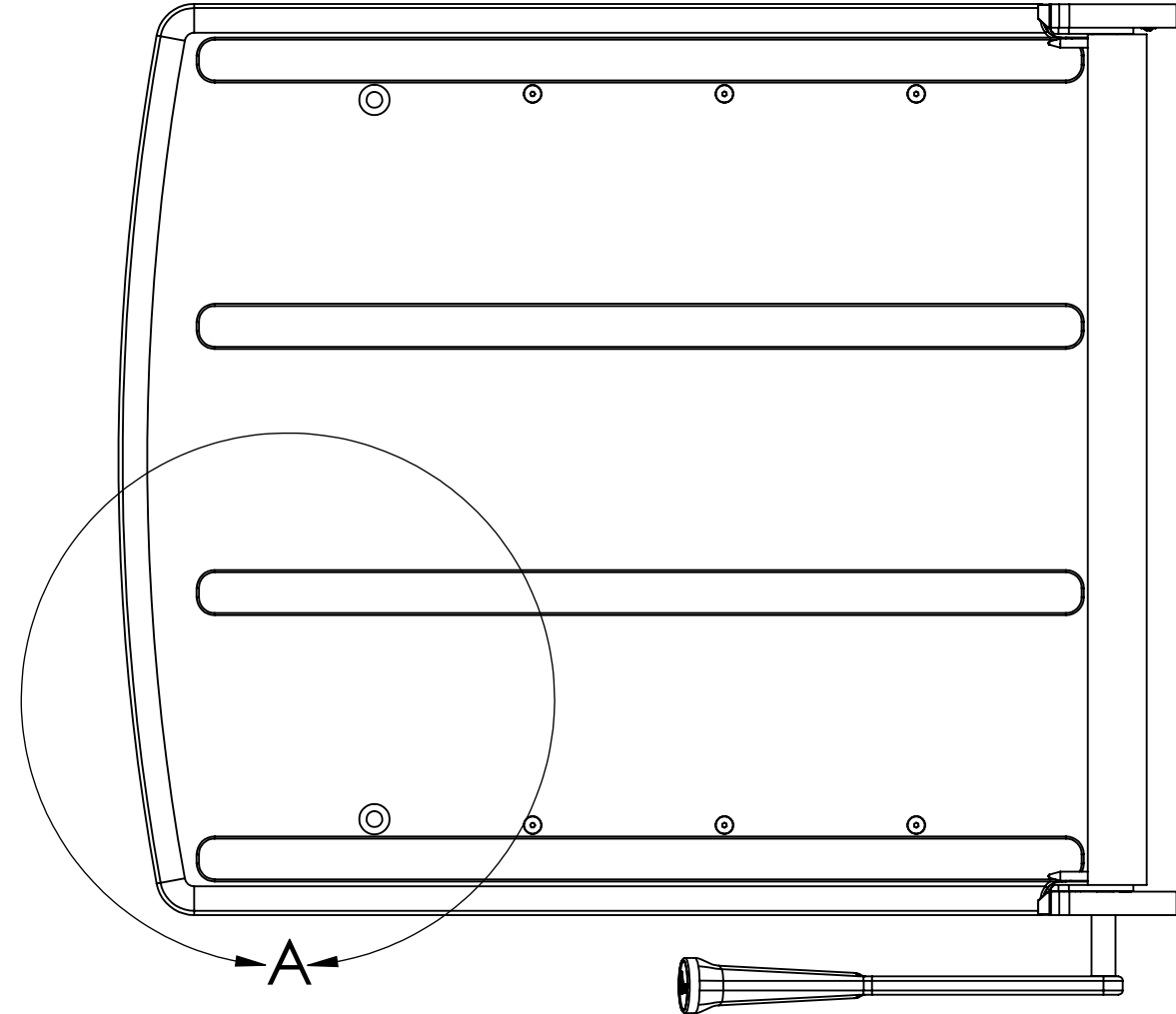
DO NOT SCALE DRAWING

THE INFORMATION CONTAINED HEREIN IS THE EXCLUSIVE PROPERTY OF VIRGINIA PANEL CORPORATION AND IS SUBMITTED FOR USE BY THE CUSTOMER ONLY. THE DATA SHALL NOT BE DUPLICATED, USED OR DISCLOSED IN WHOLE OR IN PART FOR ANY PURPOSE OTHER THAN TO MAINTAIN THE EQUIPMENT PROVIDED. CONSULT WITH VIRGINIA PANEL CORPORATION ENGINEERING IF MORE DETAIL IS REQUIRED.

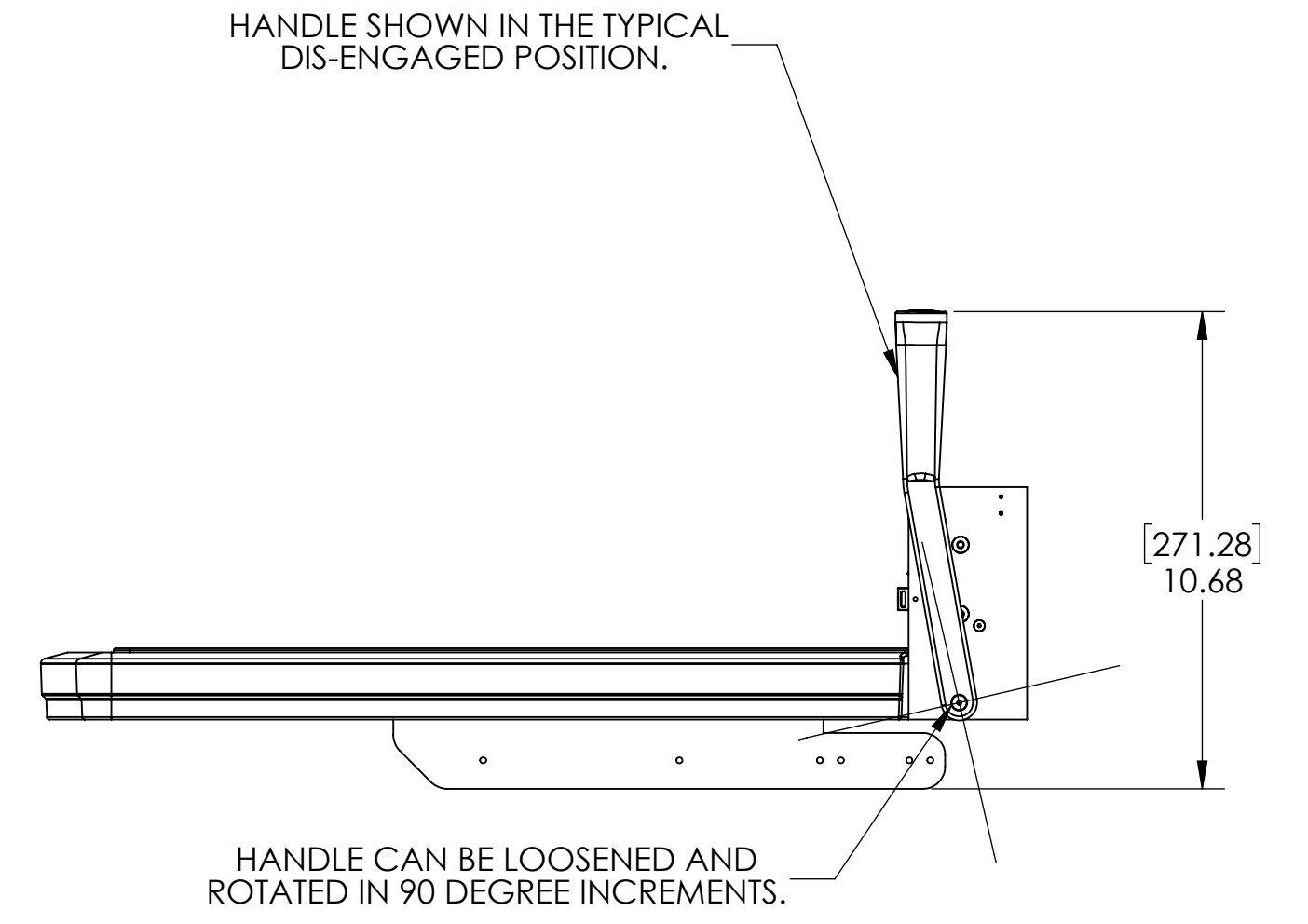
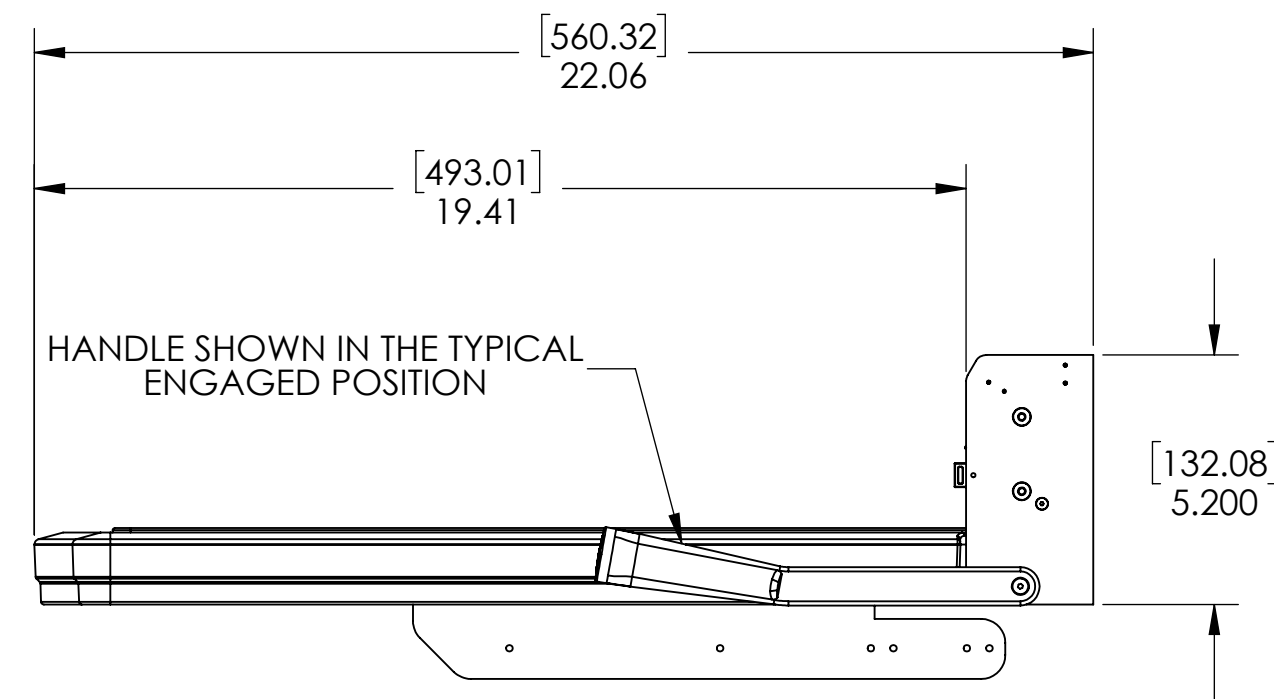
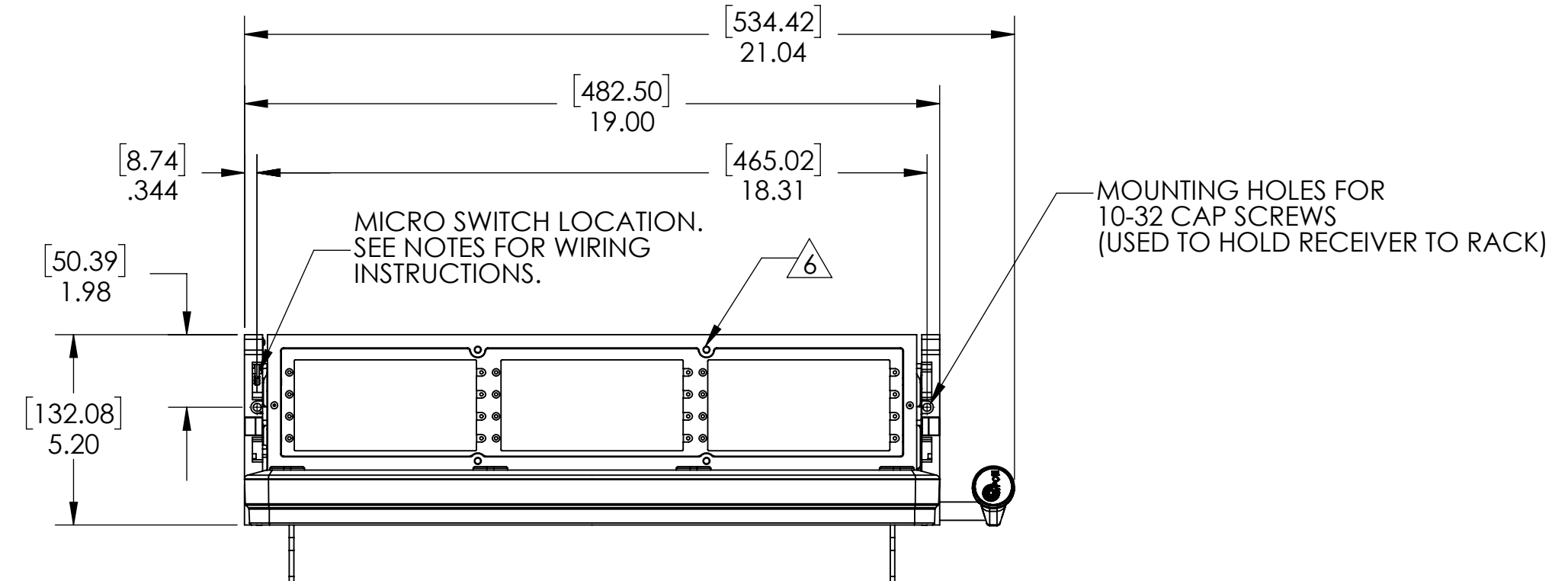
REVISIONS			
REV	DESCRIPTION	DATE	ENGR
CC	ECN #15171	8/18/25	M ECKERT



DETAIL A  
SCALE 2 : 3



PLATFORM SHIPPED ACCORDING TO P/N VARIANT	
310104334	PLATFORM SHIPPED ASSEMBLED TO RCV
310104334-1	PLATFORM SHIPPED LOOSE, SEE PAGE 2 FOR ASSEMBLY INSTRUCTIONS



KEYING PLUG LOCATIONS							
PATTERN 1				PATTERN 4			
RECEIVER		ITA		RECEIVER		ITA	
PIN A	PIN C	SCREW A	SCREW C	PIN A	PIN C	SCREW A	SCREW C
INSTALLED	INSTALLED	OPEN	OPEN	OPEN	OPEN	INSTALLED	INSTALLED
PIN B	PIN D	SCREW B	SCREW D	PIN B	PIN D	SCREW B	SCREW D
OPEN	OPEN	INSTALLED	INSTALLED	INSTALLED	INSTALLED	OPEN	OPEN
PATTERN 2				PATTERN 5			
RECEIVER		ITA		RECEIVER		ITA	
PIN A	PIN C	SCREW A	SCREW C	PIN A	PIN C	SCREW A	SCREW C
INSTALLED	OPEN	OPEN	INSTALLED	OPEN	INSTALLED	OPEN	OPEN
PIN B	PIN D	SCREW B	SCREW D	PIN B	PIN D	SCREW B	SCREW D
INSTALLED	OPEN	OPEN	INSTALLED	INSTALLED	OPEN	INSTALLED	INSTALLED
PATTERN 3				PATTERN 6			
RECEIVER		ITA		RECEIVER		ITA	
PIN A	PIN C	SCREW A	SCREW C	PIN A	PIN C	SCREW A	SCREW C
OPEN	INSTALLED	INSTALLED	OPEN	INSTALLED	OPEN	INSTALLED	INSTALLED
PIN B	PIN D	SCREW B	SCREW D	PIN B	PIN D	SCREW B	SCREW D
OPEN	INSTALLED	INSTALLED	OPEN	OPEN	INSTALLED	INSTALLED	OPEN

- 7. GREEN 8-32 HEX HEAD SCREW & LOCK WASHER INCLUDED FOR OPTIONAL GROUND LOCATION TERMINATION.
- 6. IF KEYING IS REQUIRED USE VPC KEYING KIT PART NUMBER 310118112. SEE TABLE FOR KEYING OPTIONS.
- 5. RUBBER FEET MAY BE REMOVED AND RECEIVER SECURED TO THE TABLE WITH 1/4-20 SCREWS.
- 4. WEIGHT: APPROXIMATELY 26 POUNDS, ALLUMINUM AND STEEL.
- 3. FOR RACK MOUNTING APPLICATIONS, SLIDE KIT IS REQUIRED(2) 10-32 x 1.00" SOCKET HEAD CAP SCREWS INCLUDED TO SECURE THE RACK WHEN NOT IN USE.
- 2. MICROSCHWITZ WIRES NOT SHOWN. COLOR CODE AS FOLLOWS  
 RED- N.C.  
 WHITE- N.O.  
 BLACK- COMMON

1. FOR APPLICATION USE AND CARE INFORMATION CONSULT VPC USERS GUIDE @ WWW.VPC.COM

NOTES:

MATING ITA	PROTECTIVE COVER	RACK EXTENDER FOR EURO RACKS
410104322	310113402	310113406

**CUSTOMER DRAWING**

**VIRGINIA PANEL CORPORATION**  
WWW.VPC.COM

**RECEIVER, G12 WITH 20" PLATFORM FOR SLIDE MOUNT**

RELATIVE CONNECTOR POSITIONS AND WIRE ROUTING ARE GENERIC AND MAY VARY WITH PROFILE.	SIZE: D	CAGE CODE: 18117	DWG. NO.: 310104334	REV: CC
DIMENSIONS ARE SHOWN AS: [MILLIMETERS] INCHES	SCALE: 1:8	SHEET 1 OF 2		

8

7

6

5

4

3

2

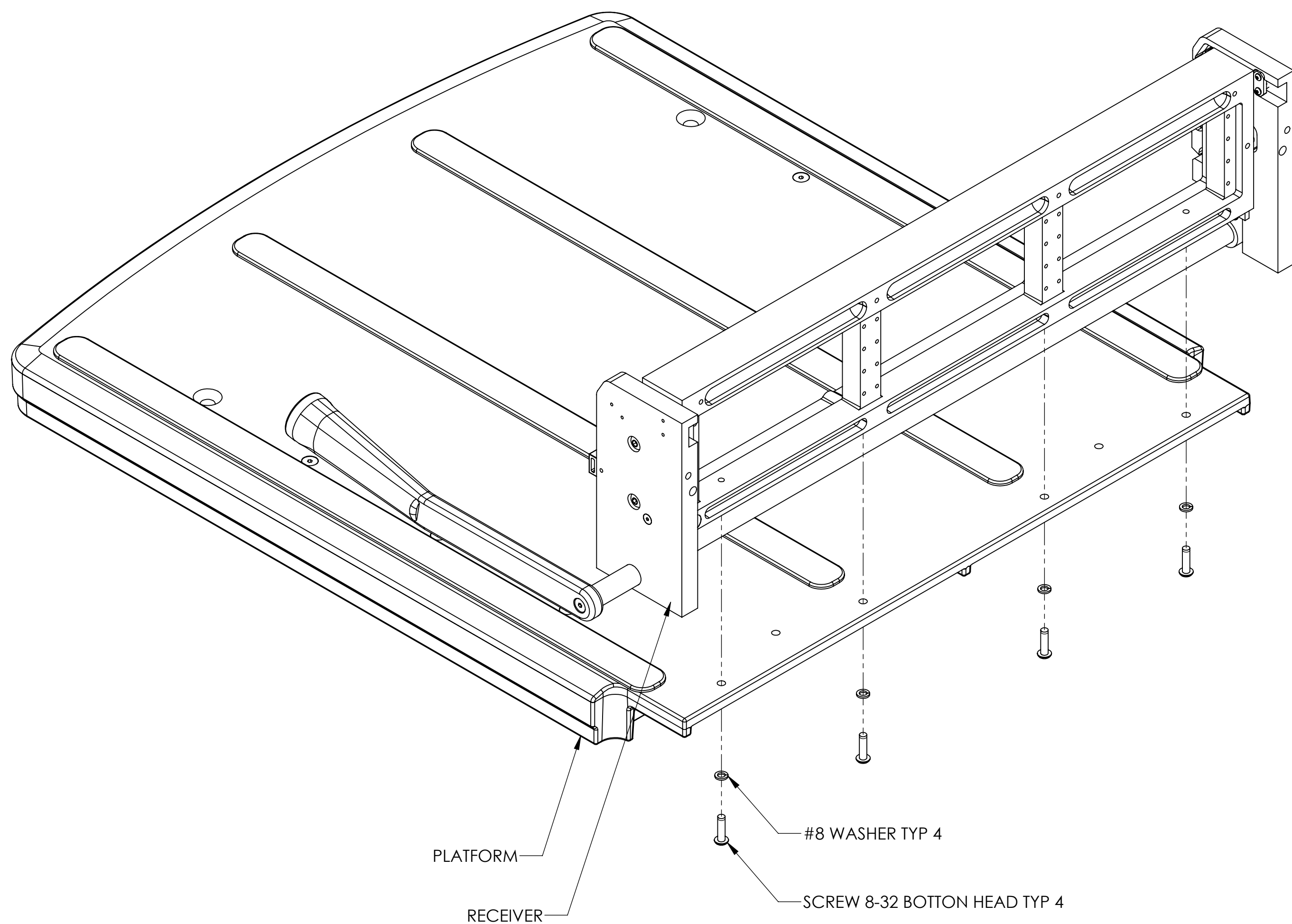
1

DO NOT SCALE DRAWING

THE INFORMATION CONTAINED HEREIN IS THE EXCLUSIVE PROPERTY OF VIRGINIA PANEL CORPORATION AND IS SUBMITTED FOR USE BY THE CUSTOMER ONLY. THE DATA SHALL NOT BE DUPLICATED, USED OR DISCLOSED IN WHOLE OR IN PART FOR ANY PURPOSE OTHER THAN TO MAINTAIN THE EQUIPMENT PROVIDED. CONSULT WITH VIRGINIA PANEL CORPORATION ENGINEERING IF MORE DETAIL IS REQUIRED.

REVISIONS			
REV	DESCRIPTION	DATE	ENGR
CC	ECN #15171	8/18/25	M ECKERT

310104334-1 PLATFORM ASSEMBLY



D

D

C

C

B

B

A

A

1. FOR APPLICATION USE AND CARE INFORMATION CONSULT VPC USERS GUIDE @ WWW.VPC.COM  
NOTES:

8

7

6

5

4

3

2

1

CUSTOMER DRAWING

VIRGINIA PANEL CORPORATION

WWW.VPC.COM

RECEIVER, G12 WITH 20" PLATFORM FOR SLIDE MOUNT

RELATIVE CONNECTOR POSITIONS AND WIRE ROUTING ARE GENERIC AND MAY VARY WITH PRODUCT.	SIZE	CAGE CODE	DWG. NO.	REV
DIMENSIONS ARE SHOWN AS:	D	18117	310104334	CC
[MILLIMETERS]	SCALE: 1:4			SHEET 2 OF 2
INCHES				