

4

3

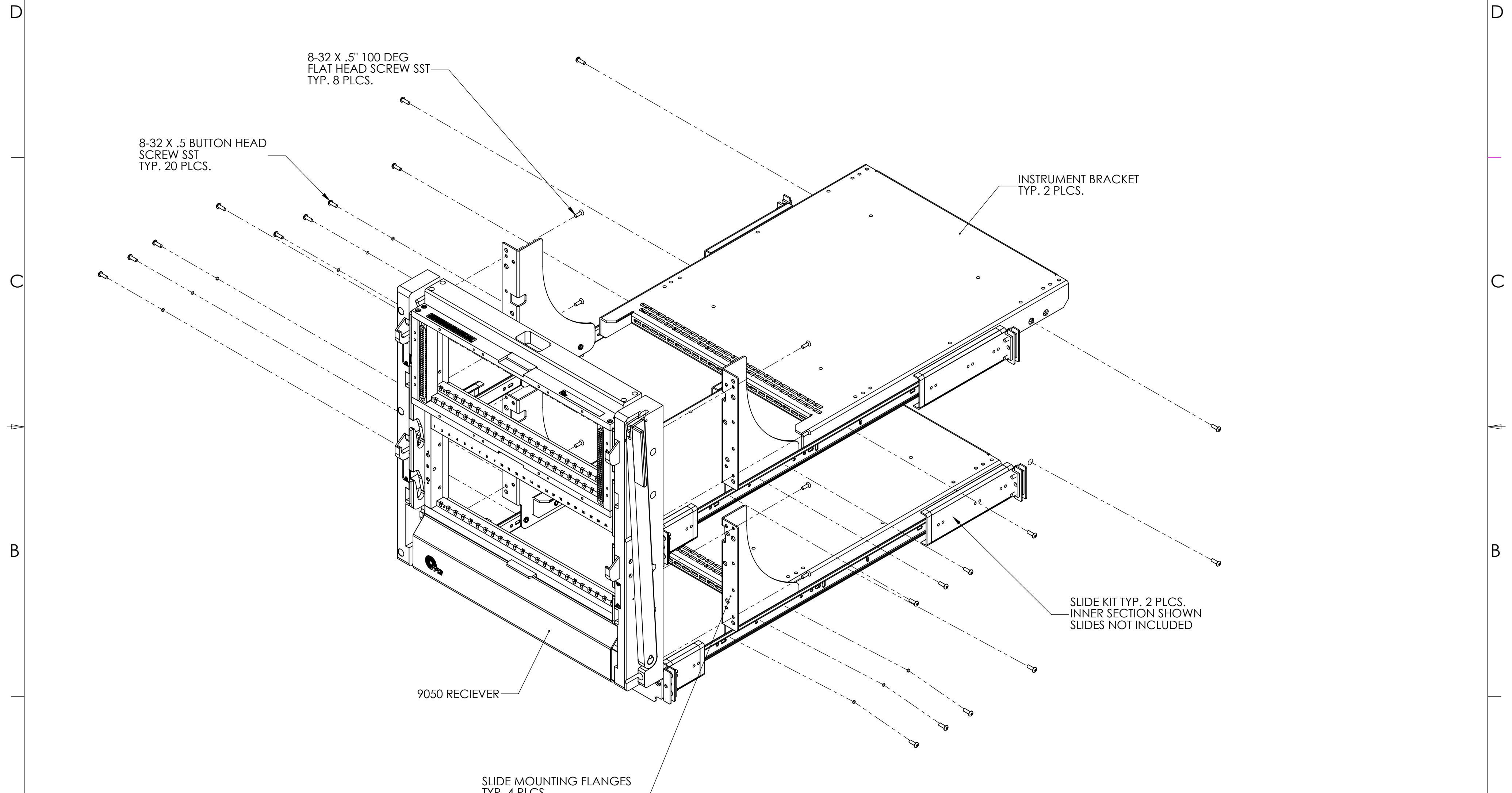
2

1

DO NOT SCALE DRAWING

THE INFORMATION CONTAINED HEREIN IS THE EXCLUSIVE PROPERTY OF VIRGINIA PANEL CORPORATION AND IS SUBMITTED FOR USE BY THE CUSTOMER ONLY. THE DATA SHALL NOT BE DUPLICATED, USED, OR DISCLOSED IN WHOLE OR IN PART FOR ANY PURPOSE OTHER THAN TO MAINTAIN THE EQUIPMENT PROVIDED. CONSULT WITH VIRGINIA PANEL CORPORATION ENGINEERING IF MORE DETAIL IS REQUIRED.

REVISIONS			
REV	DESCRIPTION	DATE	ENGR
L	ECN #12763	8/9/22	M ECKERT



- NOTES:
- 4. WEIGHT: APPROXIMATELY 44 POUNDS. ALUMINUM AND STEEL.
  - 3. MICROSWITCH WIRES NOT SHOWN. COLOR CODE AS FOLLOWS:  
RED- NC  
WHITE- NO  
BLACK- COMMON
  - 2. SEE SHEET 2.

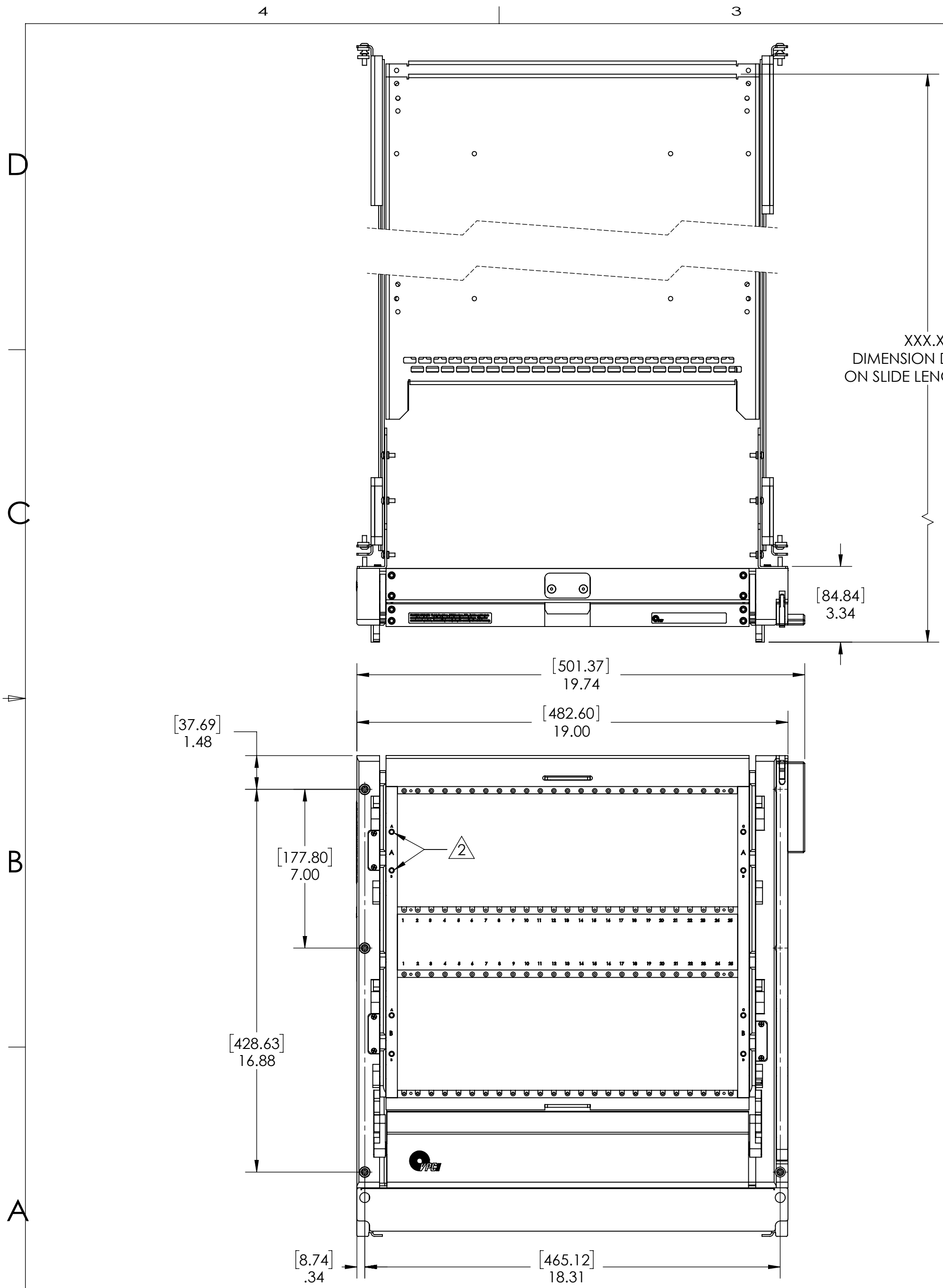
<b>CUSTOMER DRAWING</b>			
<b>VPC</b>			
<small>WWW.VPC.COM</small>			
<b>RECEIVER, 9050 FOR SLIDE KIT</b>			
RELATIVE CONNECTOR POSITIONS AND WIRE ROUTING ARE GENERIC AND MAY VARY WITH PINOUT	SIZE	CAGE CODE	DWG. NO.
DIMENSIONS ARE SHOWN AS: [MILLIMETERS] INCHES	C	18117	310104402
SCALE: 1:4	310104402	3/1/2011	SHEET 1 OF 2

4

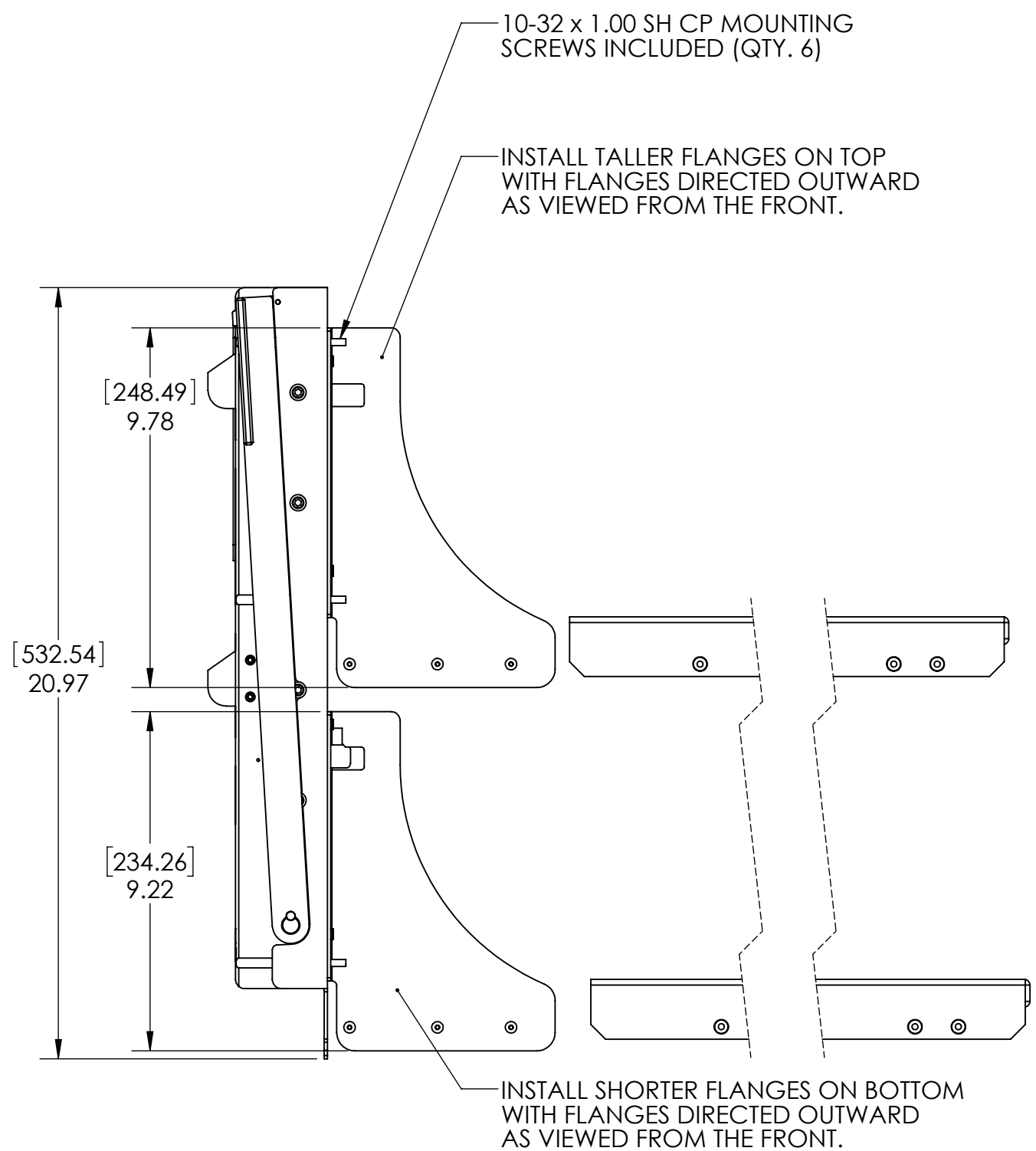
3

2

1



KEYING PLUG LOCATIONS							
PATTERN 1				PATTERN 4			
RECEIVER		ITA		RECEIVER		ITA	
PIN A INSTALLED	PIN C INSTALLED	SCREW A OPEN	SCREW C OPEN	PIN A OPEN	PIN C OPEN	SCREW A INSTALLED	SCREW C INSTALLED
PIN B OPEN	PIN D OPEN	SCREW B INSTALLED	SCREW D INSTALLED	PIN B INSTALLED	PIN D INSTALLED	SCREW B OPEN	SCREW D OPEN
PATTERN 2				PATTERN 5			
RECEIVER		ITA		RECEIVER		ITA	
PIN A INSTALLED	PIN C OPEN	SCREW A OPEN	SCREW C INSTALLED	PIN A OPEN	PIN C INSTALLED	SCREW A INSTALLED	SCREW C OPEN
PIN B INSTALLED	PIN D OPEN	SCREW B OPEN	SCREW D INSTALLED	PIN B INSTALLED	PIN D OPEN	SCREW B OPEN	SCREW D INSTALLED
PATTERN 3				PATTERN 6			
RECEIVER		ITA		RECEIVER		ITA	
PIN A OPEN	PIN C INSTALLED	SCREW A INSTALLED	SCREW C OPEN	PIN A INSTALLED	PIN C OPEN	SCREW A OPEN	SCREW C INSTALLED
PIN B OPEN	PIN D INSTALLED	SCREW B INSTALLED	SCREW D OPEN	PIN B OPEN	PIN D INSTALLED	SCREW B INSTALLED	SCREW D OPEN



△ IF KEYING IS REQUIRED USE VPC KEYING KIT PART NUMBER 310118112. SEE TABLE FOR KEYING OPTIONS.

DO NOT SCALE DRAWING

**CUSTOMER DRAWING - CUSTOMER DRAWING - CUSTOMER DRAWING**

THE INFORMATION CONTAINED HEREIN IS THE EXCLUSIVE PROPERTY OF VIRGINIA PANEL CORPORATION AND IS SUBMITTED FOR USE BY THE CUSTOMER ONLY. THE DATA SHALL NOT BE DUPLICATED, USED, OR DISCLOSED IN WHOLE OR IN PART FOR ANY PURPOSE OTHER THAN TO MAINTAIN THE EQUIPMENT PROVIDED.				SIZE C	CAGE CODE 18117	DWG. NO. <b>310104402</b>	REV L
SCALE: 1:4		310104402	3/1/2011	SHEET 2 OF 2			