

4

3

2

1

DO NOT SCALE DRAWING

THE INFORMATION CONTAINED HEREIN IS THE EXCLUSIVE PROPERTY OF VPC AND IS PERMITTED FOR USE BY THE CUSTOMER ONLY. THE DATA SHALL NOT BE DUPLICATED, USED, OR DISCLOSED IN WHOLE OR IN PART FOR ANY PURPOSE OTHER THAN TO MAINTAIN THE EQUIPMENT PROVIDED. CONSULT WITH VPC ENGINEERING IF MORE DETAIL IS REQUIRED.

## REVISIONS

REV	DESCRIPTION	DATE	ENGR
D	ECN #12763	8/18/22	M ECKERT

8-32 X .5 BUTTOM HEAD  
SCREW SST  
TYP. 24 PLCS.

8-32 X .5" 100 DEG  
FLAT HEAD SCREW SST  
TYP. 8 PLCS.

INSTRUMENT BRACKET  
TYP. 2 PLCS.

SLIDE KIT TYP. 2 PLCS.  
INNER SECTION SHOWN  
SLIDES NOT INCLUDED

9050 RECIEVER

SLIDE MOUNTING FLANGES  
TYP. 4 PLCS.  
SEE SHEET 2 FOR DETAILS

4. WEIGHT: APPROXIMATELY 44 POUNDS. ALUMINUM AND STEEL.

3. MICROSWITCH WIRES NOT SHOWN. COLOR CODE AS FOLLOWS:  
RED- NC  
WHITE- NO  
BLACK- COMMON

2. SEE SHEET 2.

NOTES:

## CUSTOMER DRAWING

VPC

WWW.VPC.COM

RECEIVER, 9050, SPECIAL,  
FOR 36" SLIDE KIT

DIMENSIONS ARE SHOWN AS:  
[MILLIMETERS]  
INCHES

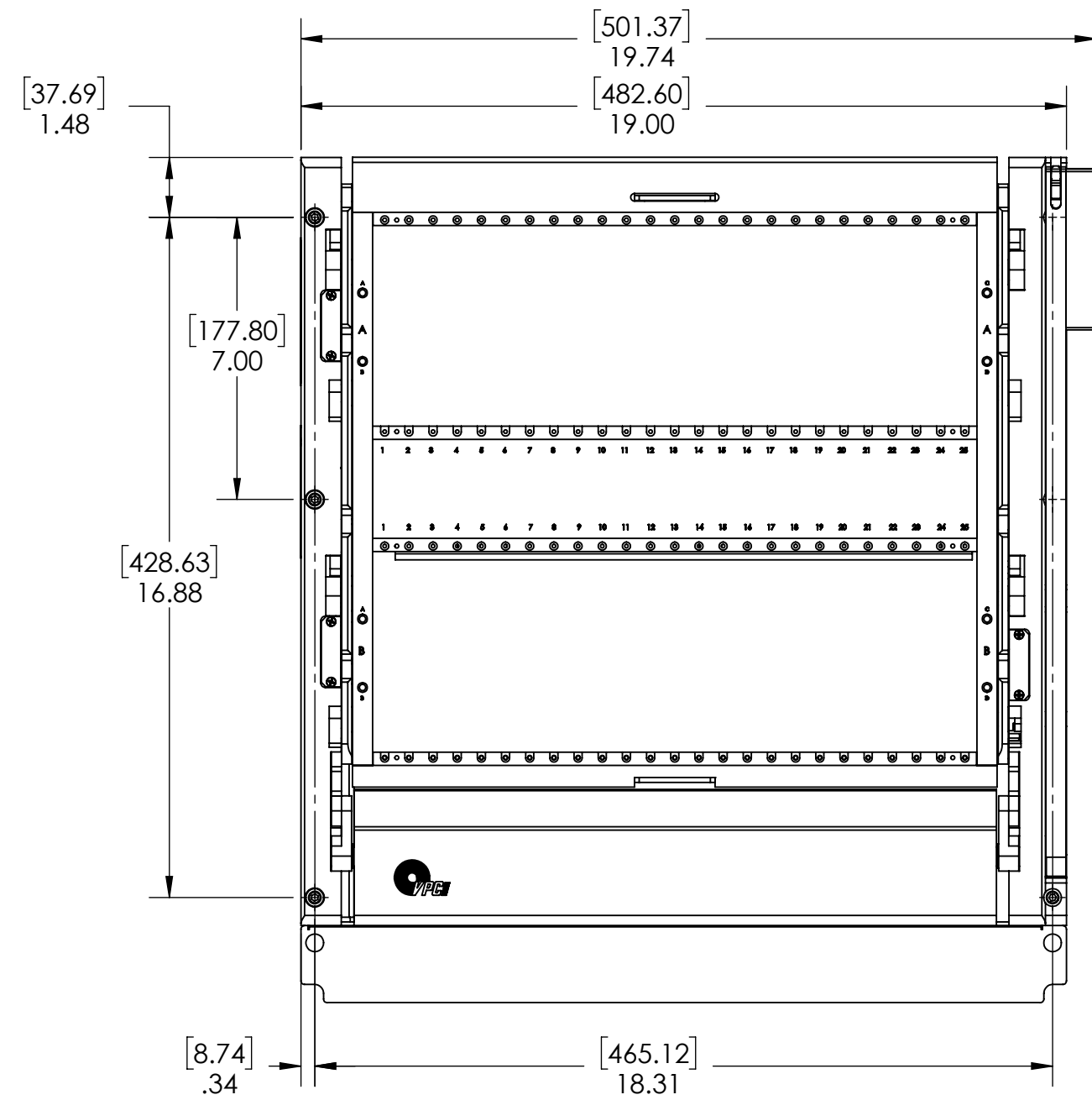
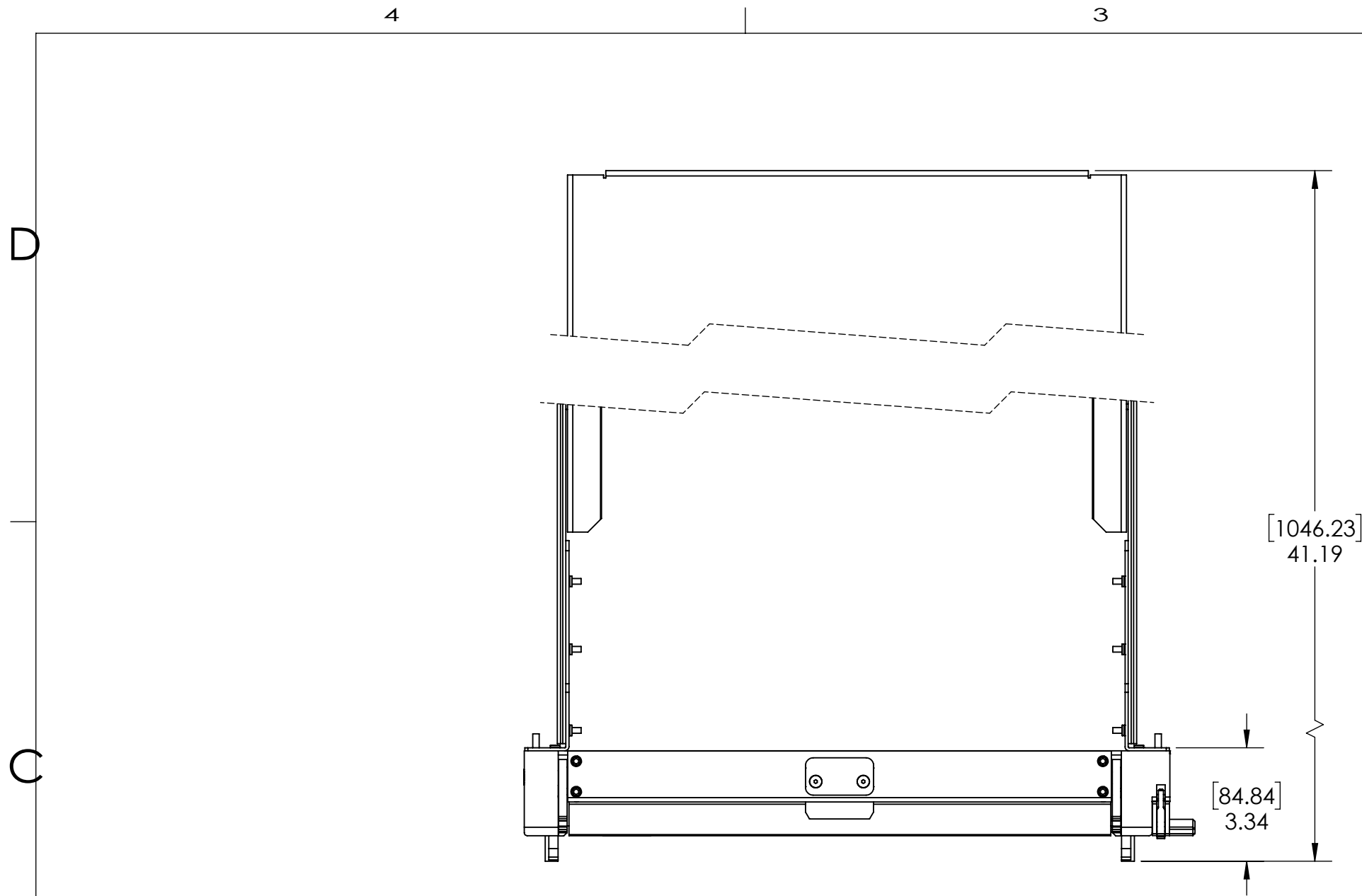
SIZE	CAGE CODE	DWG.NO.	REV
C	18117	310104483	D
SCALE: NONE	310104483	12/19/17	SHEET 1 OF 2

4

3

2

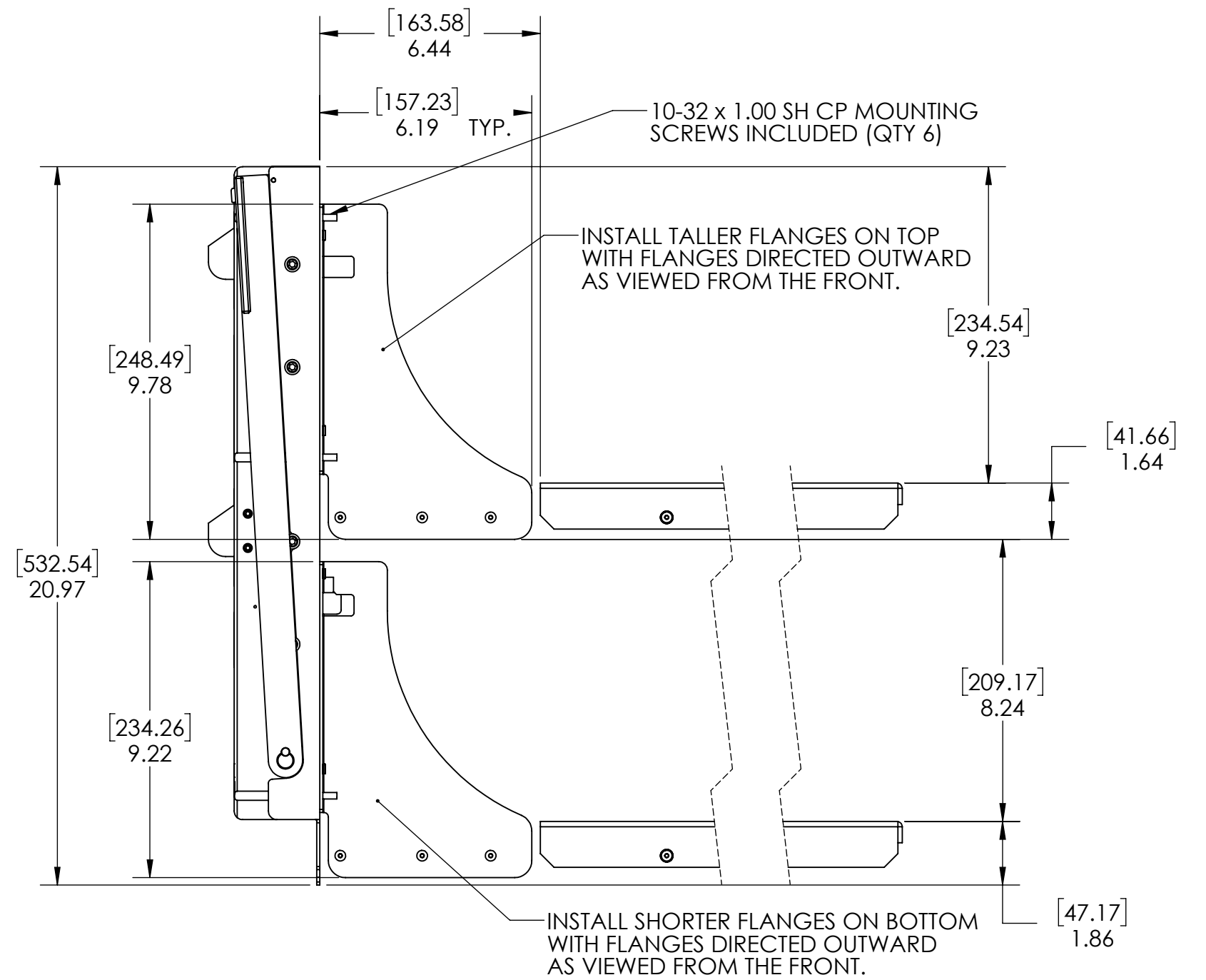
1



KEYING PLUG LOCATIONS							
PATTERN 1				PATTERN 4			
RECIEVER		ITA		RECIEVER		ITA	
PIN A INSTALLED	PIN C INSTALLED	SCREW A OPEN	SCREW C OPEN	PIN A OPEN	PIN C OPEN	SCREW A INSTALLED	SCREW C INSTALLED
PIN B OPEN	PIN D OPEN	SCREW B INSTALLED	SCREW D INSTALLED	PIN B INSTALLED	PIN D INSTALLED	SCREW B OPEN	SCREW D OPEN

PATTERN 2				PATTERN 5			
RECIEVER		ITA		RECIEVER		ITA	
PIN A INSTALLED	PIN C OPEN	SCREW A OPEN	SCREW C INSTALLED	PIN A OPEN	PIN C INSTALLED	SCREW A INSTALLED	SCREW C OPEN
PIN B INSTALLED	PIN D OPEN	SCREW B OPEN	SCREW D INSTALLED	PIN B INSTALLED	PIN D OPEN	SCREW B OPEN	SCREW D INSTALLED

PATTERN 3				PATTERN 6			
RECIEVER		ITA		RECIEVER		ITA	
PIN A OPEN	PIN C INSTALLED	SCREW A INSTALLED	SCREW C OPEN	PIN A INSTALLED	PIN C OPEN	SCREW A OPEN	SCREW C INSTALLED
PIN B OPEN	PIN D INSTALLED	SCREW B INSTALLED	SCREW D OPEN	PIN B OPEN	PIN D INSTALLED	SCREW B INSTALLED	SCREW D OPEN



IF KEYING IS REQUIRED USE VPC KEYING KIT PART NUMBER 310118112.  
SEE TABLE FOR KEYING OPTIONS.

DO NOT SCALE DRAWING

## CUSTOMER DRAWING - CUSTOMER DRAWING - CUSTOMER DRAWING

THE INFORMATION CONTAINED HEREIN IS THE EXCLUSIVE PROPERTY OF VPC AND IS PERMITTED FOR USE BY THE CUSTOMER ONLY. THE DATA SHALL NOT BE DUPLICATED, USED, OR DISCLOSED IN WHOLE OR IN PART FOR ANY PURPOSE OTHER THAN TO MAINTAIN THE EQUIPMENT PROVIDED.

SIZE	CAGE CODE	DWG.NO.	REV
C	18117	310104483	D
SCALE:NONE		310104483	12/17/19 SHEET 2 OF 2