
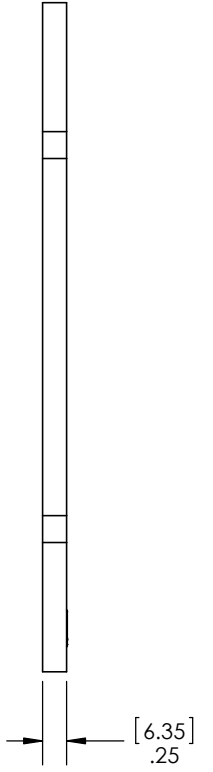
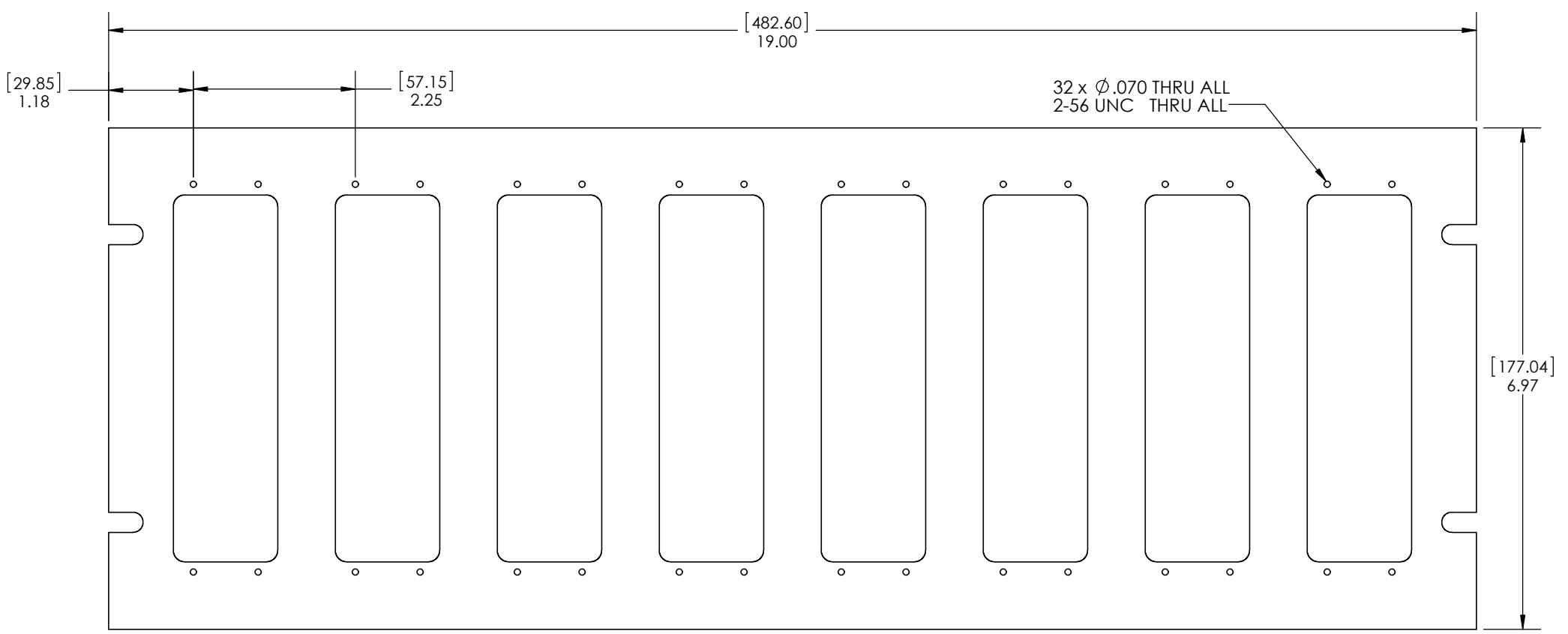


THE INFORMATION CONTAINED HEREIN IS THE EXCLUSIVE PROPERTY OF VIRGINIA PANEL CORPORATION AND IS SUBMITTED FOR USE BY THE CUSTOMER ONLY. THE DATA SHALL NOT BE DUPLICATED, USED, OR DISCLOSED IN WHOLE OR IN PART FOR ANY PURPOSE OTHER THAN TO MAINTAIN THE EQUIPMENT PROVIDED.

REV	DESCRIPTION	DATE	ENGINEER
A	ORIGINAL RELEASE ECN # 5163	3/28/14	L LOCKRIGDE



1. FOR APPLICATION USE AND CARE INFORMATION CONSULT VPC USERS GUIDE @ WWW.VPC.COM  
NOTES:

RELATIVE CONNECTOR POSITIONS AND WIRE ROUTING ARE GENERIC AND MAY VARY WITH PINOUT  
DIMENSIONS ARE SHOWN AS:  
[MILLIMETERS]  
INCHES

**CUSTOMER DRAWING**

ICON MOUNTING PANEL  
4U - 8 POSSITION  
BLACK ANODIZED

DWG.NO.	<b>310113302</b>	REV	A
SCALE	1:2	CAGE CODE	18117
		SHEET	1 OF 1