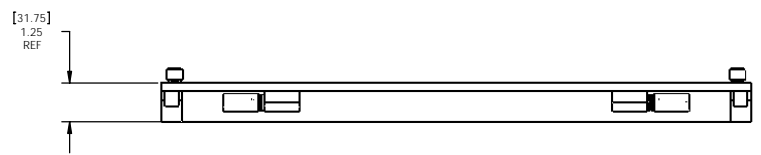
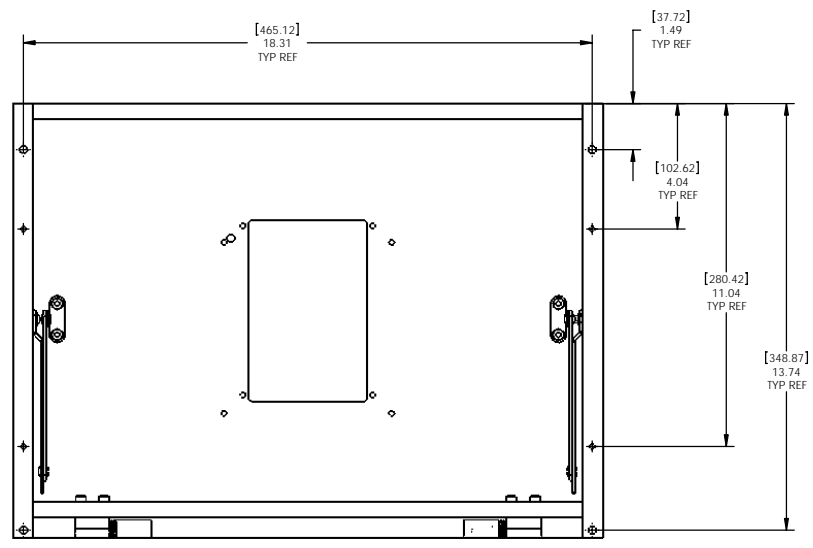
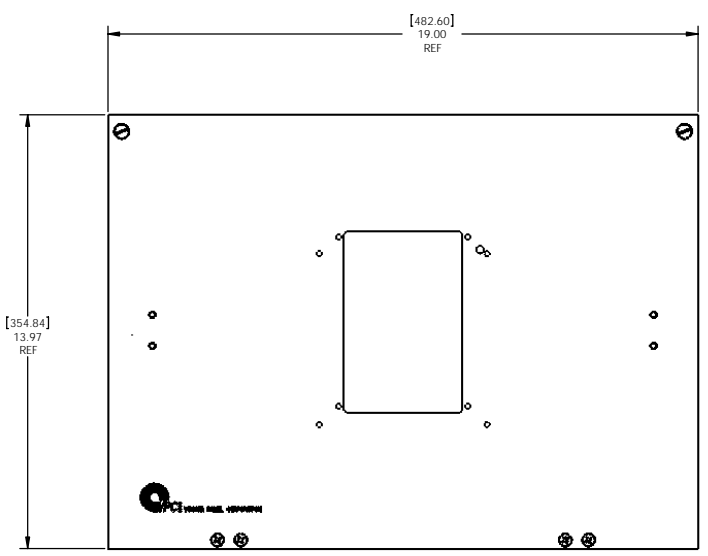


8 7 6 5 4 3 2 1

DO NOT SCALE DRAWING

THE INFORMATION CONTAINED HEREIN IS THE EXCLUSIVE PROPERTY OF VIRGINIA PANEL CORP. AND IS SUBMITTED FOR USE BY THE CUSTOMER ONLY. THE DATA SHALL NOT BE DUPLICATED, USED, OR DISCLOSED IN WHOLE OR IN PART FOR ANY PURPOSE OTHER THAN TO MAINTAIN THE EQUIPMENT PROVIDED.

ZONE		REV	DESCRIPTION	DATE	APPROVED
B		ECN# O7-310-0094		9/28/07	RD



2 DESIGNED FOR USE WITH VPC 6 MODULE RECEIVER  
PART NUMBERS 310104121 & 310104318

1 FOR APPLICATION, USE & CARE INFORMATION  
CONSULT VPC USERS GUIDE @WWW.VPC.COM.

NOTES:

CUSTOMER DRAWING - CUSTOMER DRAWING - CUSTOMER DRAWING			
SOLIDWORKS DRAWING FILE	DIMENSIONS ARE SHOWN AS:		CONTRACT NO.
	(millimeters)		SIGNATURES
	(INCHES)		DATE
			DR R TAYLOR 3/9/04
REMOVE BURRS, BREAK SHARP EDGES		CHK R GARMAN 3/5/04	<b>VIRGINIA PANEL CORPORATION</b> WWW.VPC.COM  <b>VHMF ASSEMBLY</b> <b>8U 9006</b>
MATERIAL		ENG	
		PROD R MARTIN 3/16/04	
FINISH		ASSY	
		CJA	REF: SCM NO. <b>D 18117</b> DWG NO. 310113314 REV B SCALE: 1:2 310113314 3/9/04 SHEET 1 OF 1
		APPD	

8 7 6 5 4 3 2 1