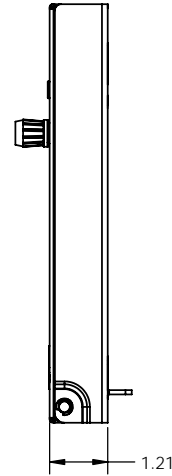




DO NOT SCALE DRAWING

THE INFORMATION CONTAINED HEREIN IS THE EXCLUSIVE PROPERTY OF VIRGINIA PANEL CORP. AND IS SUBMITTED FOR USE BY THE CUSTOMER ONLY. THE DATA SHALL NOT BE DUPLICATED, USED, OR DISCLOSED IN WHOLE OR IN PART FOR ANY PURPOSE OTHER THAN TO MAINTAIN THE EQUIPMENT PROVIDED.

REVISIONS				
ZONE	REV	DESCRIPTION	DATE	APPROVED
	A	ORIGINAL RELEASE	11/10/01	
	B	ECN #05-310-0064	9/9/05	RLH



SECTION A-A



CUSTOMER DRAWING

SOLIDWORKS DRAWING FILE	TOLERANCES ON HOLES UNLESS SPECIFIED		DIMENSIONS ARE IN INCHES UNLESS OTHERWISE SPECIFIED.		CONTRACT NO.		VIRGINIA PANEL CORP.				
	HOLE DIA.	TOLERANCE			SIGNATURES	DATE					
	.0135 TO .042	+ .003/- .002	DEC.XX±	.01	FRAC±			5U BLANK VHMf ASM.			
	.043 TO .093	+ .004/- .002	.XXX±	.005	ANG ±	1°					
	.0935 TO .156	+ .005/- .002	REMOVE BURRS BREAK SHARP EDGES		DR	R GARMAN	11/10/01				
.1562 TO .2656	+ .006/- .002	MATERIAL		CHK							
.266 TO .4219	+ .007/- .002	FINISH		ENG							
4375 TO 6094	+ .008/- .002			PROD			SIZE	FSCM NO.	DWG. NO.	REV	
.625 TO .75	+ .009/- .002			ASSY			C	18117	310 113 358	B	
.7656 TO .8437	+ .009/- .003			O A			SCALE:	1:2	310113358 11/10/01	SHEET	1
.8594 TO 2.000	+ .010/- .003			APPD							