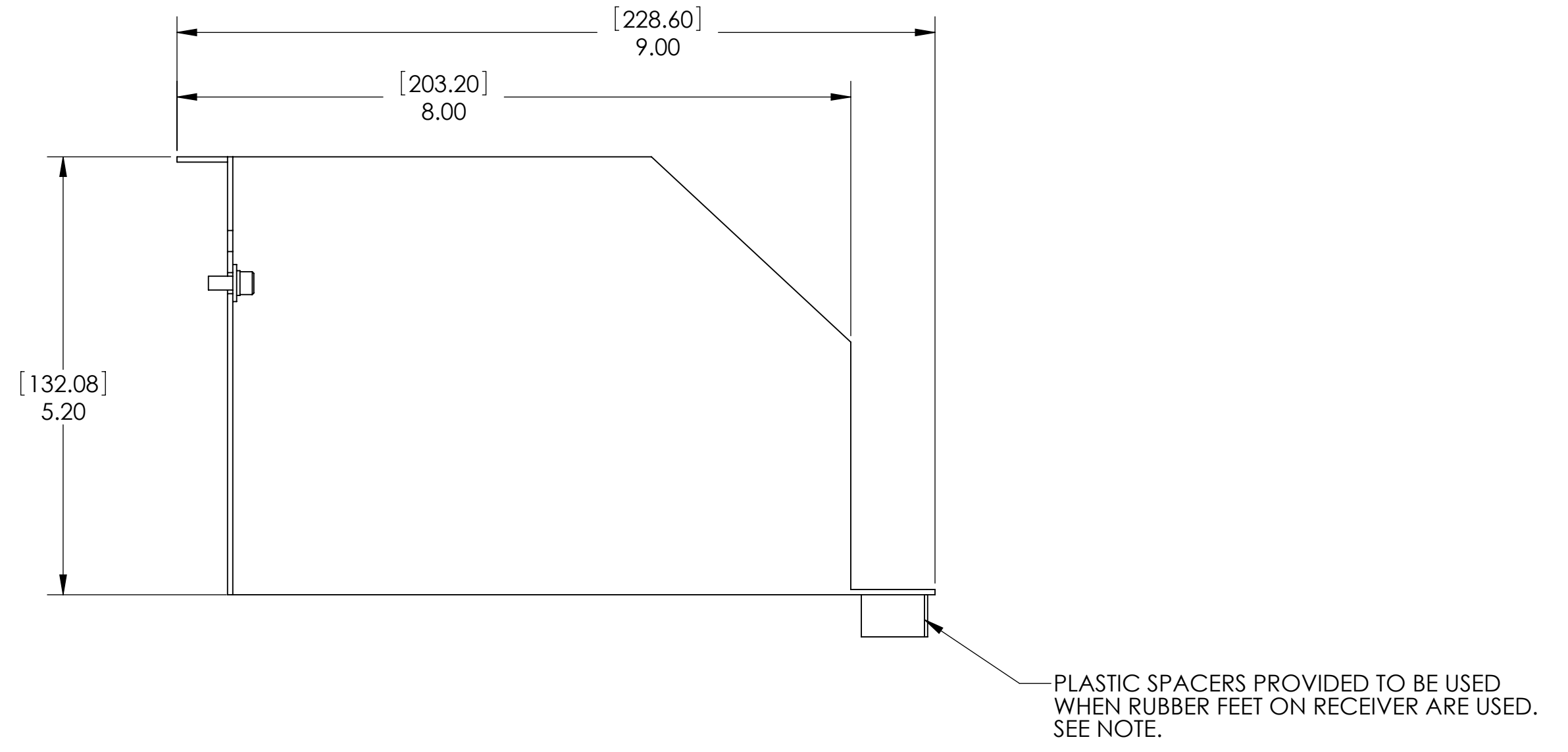

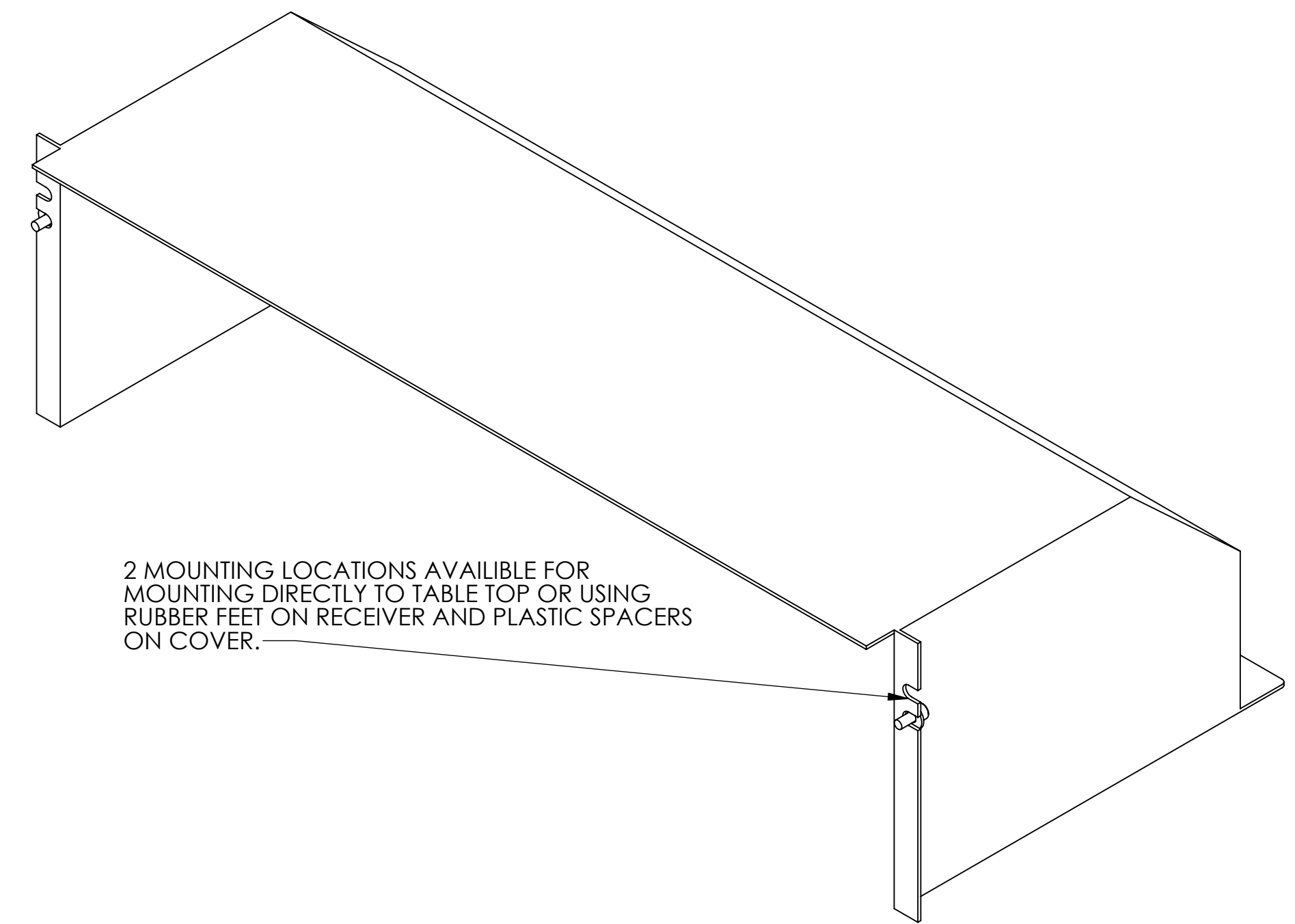


8 7 6 5 4 3 2 1

DO NOT SCALE DRAWING

THE INFORMATION CONTAINED HEREIN IS THE EXCLUSIVE PROPERTY OF VIRGINIA PANEL CORP. AND IS SUBMITTED FOR USE BY THE CUSTOMER ONLY. THE DATA SHALL NOT BE DUPLICATED, USED, OR DISCLOSED IN WHOLE OR IN PART FOR ANY PURPOSE OTHER THAN TO MAINTAIN THE EQUIPMENT PROVIDED.

ZONE		REV	DESCRIPTION	DATE	APPROVED
G			ECN #14186	5/10/2024	M ECKERT



- NOTES:
1. FOR APPLICATION, USE & CARE INFORMATION CONSULT VPC USERS GUIDE @WWW.VPC.COM
 2. RECOMMENDED HOLE PATTERN AND RELATED INFORMATION FOR MOUNTING COVER IS SHOWN IN G-12 REAR VIEW
 3. USE PROVIDED PLASTIC SPACERS AND RUBBER FEET FROM RECIEVER TOGETHER OR REMOVE SPACERS AND MOUNT COVER IN LOWER POSITION. IF FASTENING TO TABLE TOP WITH SCREWS, REMOVE RUBBER FEET FROM RECEIVER AND PLASTIC SPACERS PROVIDED WITH BACK COVER.
 4. PLATFORM MOUNTING HARDWARD KIT 310113446 NOT SHOWN

CUSTOMER DRAWING - CUSTOMER DRAWING - CUSTOMER DRAWING					
SOLIDWORKS DRAWING FILE	DIMENSIONS ARE SHOWN AS:		CONTRACT NO.		VIRGINIA PANEL CORPORATION WWW.VPC.COM REAR COVER, G12 TABLETOP CONFIGURATION
	(millimeters)		SIGNATURES	DATE	
	INCHES		DR R HERRON	11/11/04	
	REMOVE BURRS, BREAK SHARP EDGES.		CHK S RIDDLE	11/12/04	
	MATERIAL		ENG		
	FINISH		PROD		
		ASSY			
		Q A			
		APPD			
SIZE	FSCM NO.	DWG NO.	REV		
D	18117	310113421	G		
SCALE:	1:1	310113421	11/11/04	SHEET	1

8 7 6 5 4 3 2 1