

4

3

2

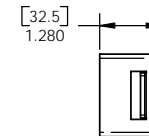
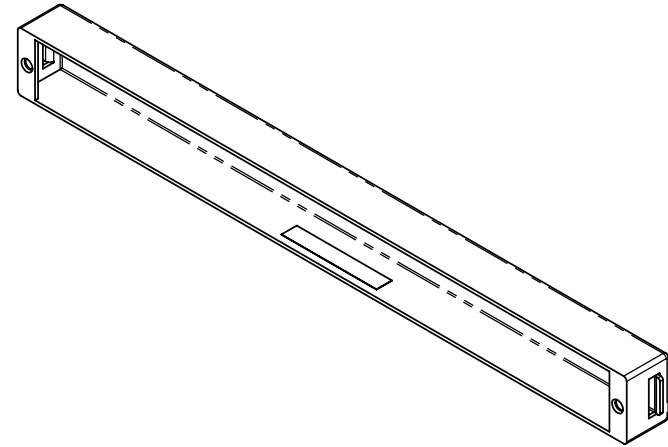
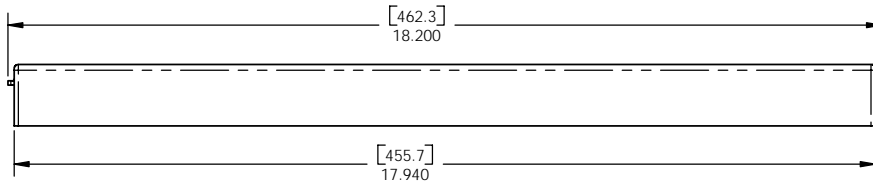
1

DO NOT SCALE DRAWING

THE INFORMATION CONTAINED HEREIN IS THE EXCLUSIVE PROPERTY OF VIRGINIA PANEL CORP. AND IS SUBMITTED FOR USE BY THE CUSTOMER ONLY. THE DATA SHALL NOT BE DUPLICATED, USED, OR DISCLOSED IN WHOLE OR IN PART FOR ANY PURPOSE OTHER THAN TO MAINTAIN THE EQUIPMENT PROVIDED. CONSULT WITH VIRGINIA PANEL CORPORATION ENGINEERING IF MORE DETAIL IS REQUIRED.

REVISIONS

ZONE	REV	DESCRIPTION	DATE	APPROVED
	A	ORIGINAL RELEASE - ECN #05-310-0059	7/22/2005	RLH



2. FOR USE WITH S6 RECEIVERS

1. FOR APPLICATION, USE & CARE INFORMATION CONSULT VPC USERS GUIDE @WWW.VPC.COM

NOTES:

CUSTOMER DRAWING - CUSTOMER DRAWING

SOLIDWORKS DRAWING FILE	DIMENSIONS ARE SHOWN AS:		SIGNATURES		DATE	VIRGINIA PANEL CORPORATION		
	[millimeters]		DR	R HERRON	7/22/2005	WWW.VPC.COM		
	[INCHES]		CHK	T FITZGERALD	7/25/2005	PROTECTIVE COVER, RECEIVER, S6		
	REMOVE BURRS - BREAK SHARP EDGES		ENG	R HERRON	7/22/2005			
MATERIAL	5052 ALUM	PROD			SIZE	CAGE CODE	DWG.NO.	REV
FINISH	BLACK ANODIZE	APPD			C	18117	310113432	A
					SCALE: NONE	7/22/2005	310113432	SHEET 1 OF 1

4

3

2

1