

4

3

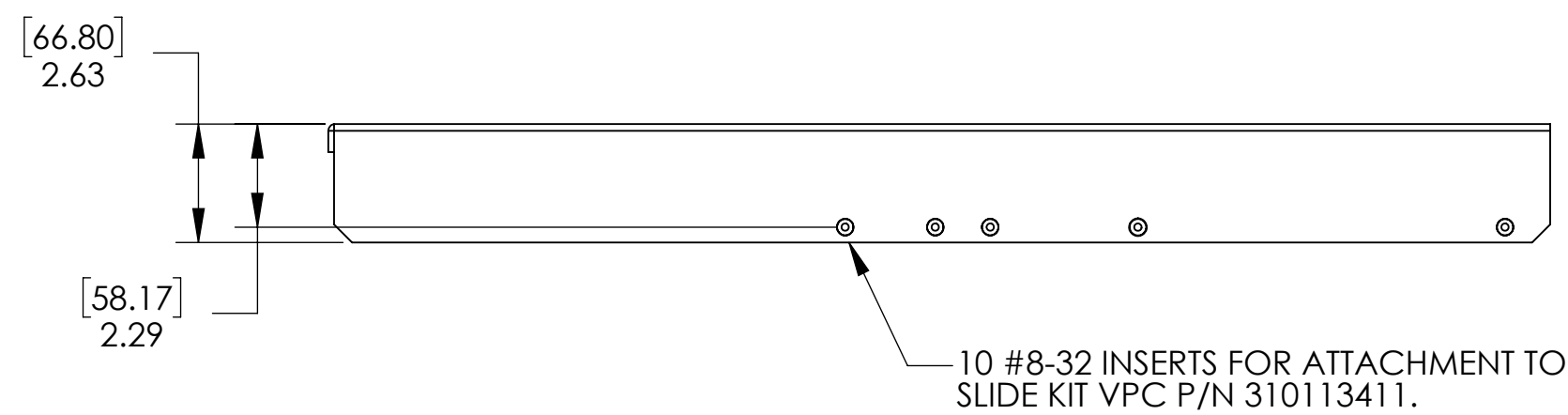
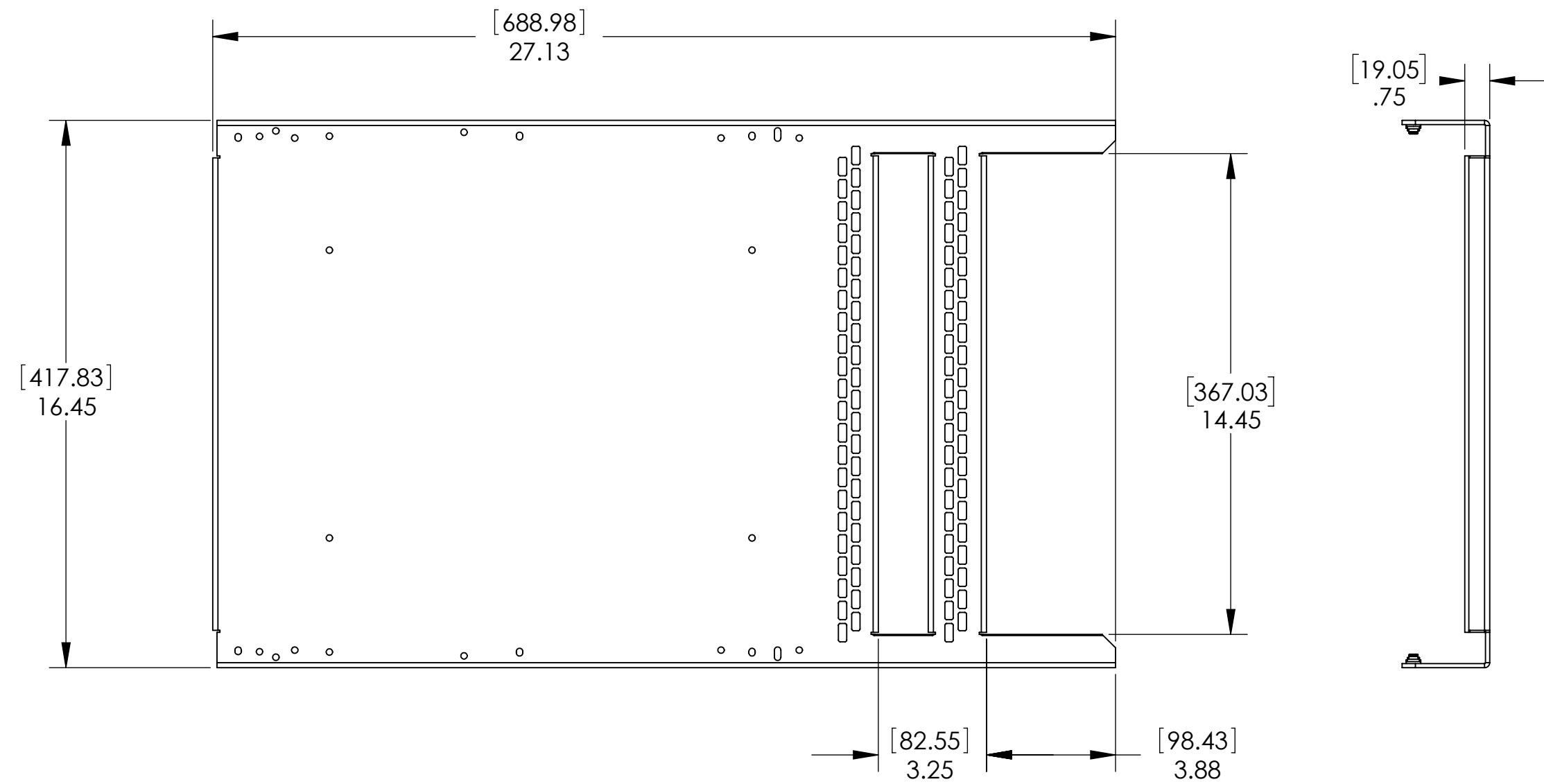
2

1

DO NOT SCALE DRAWING

THE INFORMATION CONTAINED HEREIN IS THE EXCLUSIVE PROPERTY OF VIRGINIA PANEL CORPORATION AND IS SUBMITTED FOR USE BY THE CUSTOMER ONLY. THE DATA SHALL NOT BE DUPLICATED, USED, OR DISCLOSED IN WHOLE OR IN PART FOR ANY PURPOSE OTHER THAN TO MAINTAIN THE EQUIPMENT PROVIDED. CONSULT WITH VIRGINIA PANEL CORPORATION ENGINEERING IF MORE DETAIL IS REQUIRED.

REVISIONS			
REV	DESCRIPTION	DATE	ENGR
J	ECN #13646	10/26/23	M ECKERT



4. NOT RECOMMENDED FOR USE WITH 2 TIER, OR MORE, 90 SERIES SYSTEMS (9050, 9075, ETC.). HEIGHT OF BRACKET CAN CAUSE INTERFERENCE WHEN MOUNTING CHASSIS. IF REQUIRED, USE P/N 310113507.

3. FOR USE WITH SLIDE KITS 28" AND LONGER.

2. MATL: POWDER COATED GREY 5052 ALUMINUM.

1. FOR APPLICATION USE & CARE INFORMATION CONSULT VPC USERS GUIDE @WWW.VPC.COM

NOTES:

CUSTOMER DRAWING

VIRGINIA PANEL CORPORATION  
WWW.VPC.COM

INSTRUMENT BRACKET KIT  
WITH STRAIN RELIEF, SLIDE CONFIGURATION

DIMENSIONS ARE SHOWN AS:	SIZE	CAGE CODE	DWG. NO.	REV
[MILLIMETERS]	C	18117	310113453	J
INCHES	SCALE: N/A	310113453	SHEET	1 OF 2

4

3

2

1

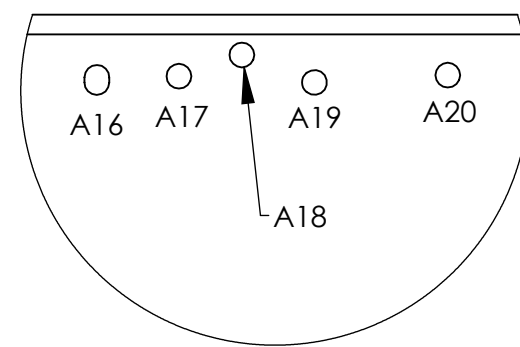
4

3

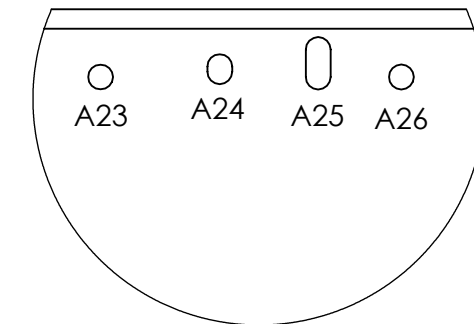
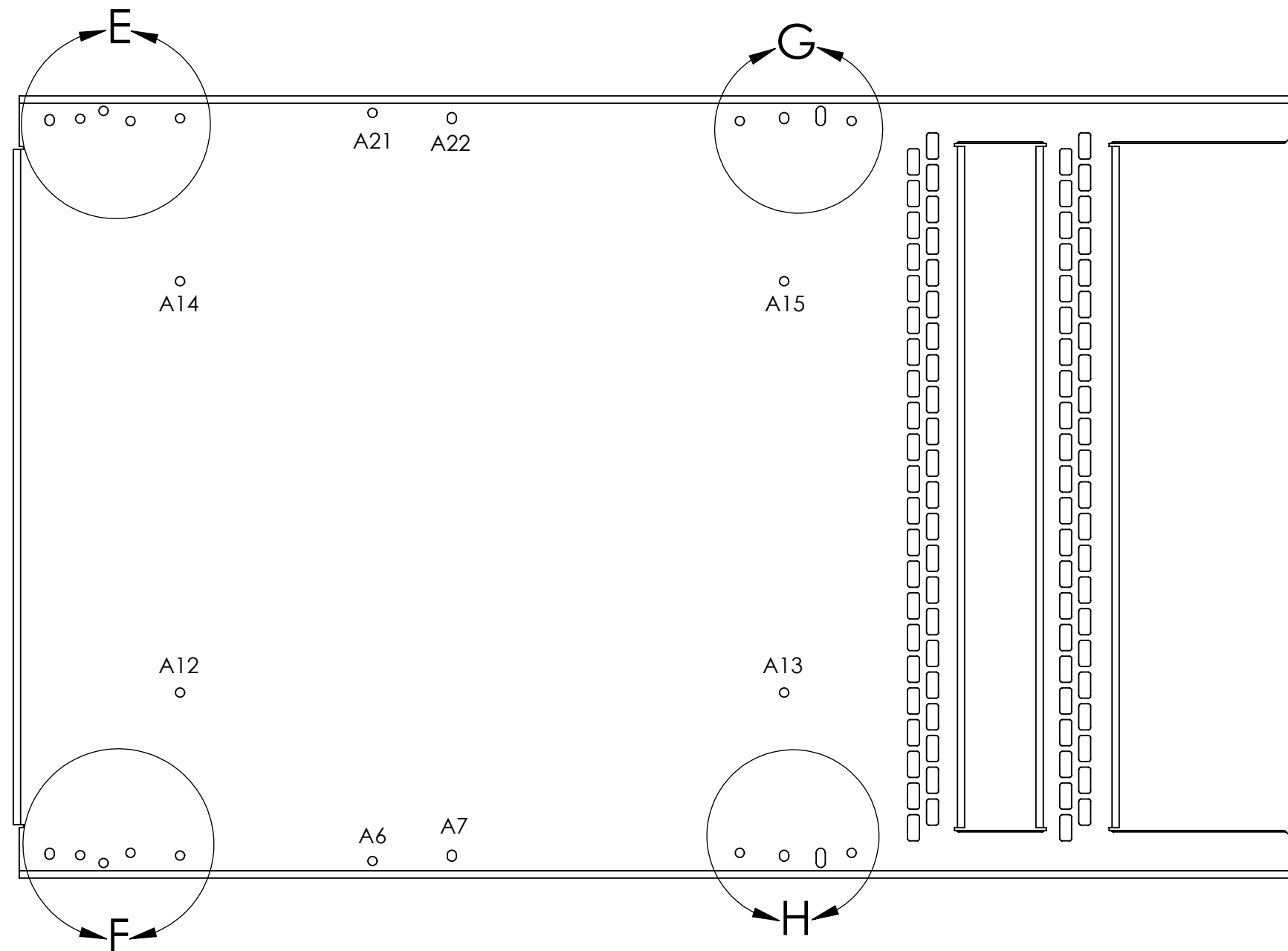
2

1

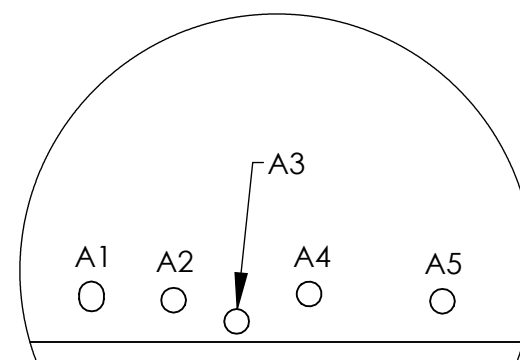
DO NOT SCALE DRAWING



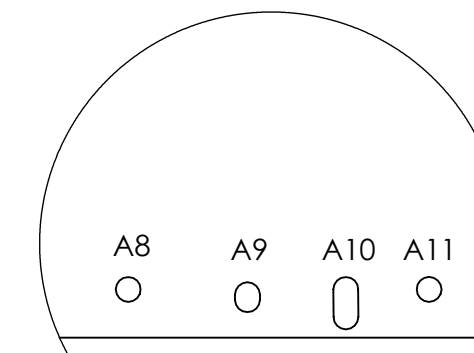
DETAIL E  
SCALE 2 : 3



DETAIL G  
SCALE 2 : 3



DETAIL F  
SCALE 2 : 3



DETAIL H  
SCALE 2 : 3

CHASSIS	MOUNTING HOLE LOCATIONS
NATIONAL INSTRUMENTS PXI-1042	A12, A13, A14, A15
NATIONAL INSTRUMENTS PXI-1044/1045	A5, A9, A20, A24
NATIONAL INSTRUMENTS PXI-1084/1095	A4,A11,A19,A26
NATIONAL INSTRUMENTS PXIe-1085	A4,A10,A19,A25
NATIONAL INSTRUMENTS PXIe-1085 ALTERNATE MOUNTING HOLE LOCATIONS	A1,A8,A16,A23
PICKERING 40-908/914	A7,A9,A22,A24 REQUIRES MOUNTING KIT P/N 310113542
PICKERING 40-923	A3,A10,A18,A25 REQUIRES MOUNTING KIT P/N 310113542
PICKERING 42-925/926	A6,A10,A21,A25 REQUIRES MOUNTING KIT P/N 310113542
KEYSIGHT M9019A	A2,A9,A17,A24 REQUIRES MOUNTING KIT P/N 310113542
KEYSIGHT M9046A	A1,A10,A16,A25 REQUIRES MOUNTING KIT P/N 310113542

**CUSTOMER DRAWING**

DIMENSIONS ARE SHOWN AS:	SIZE	CAGE CODE	DWG. NO.	REV
[MILLIMETERS]	C	18117	310113453	J
INCHES	SCALE: N/A	310113453	SHEET	2 OF 2

4

3

2

1