

4

3

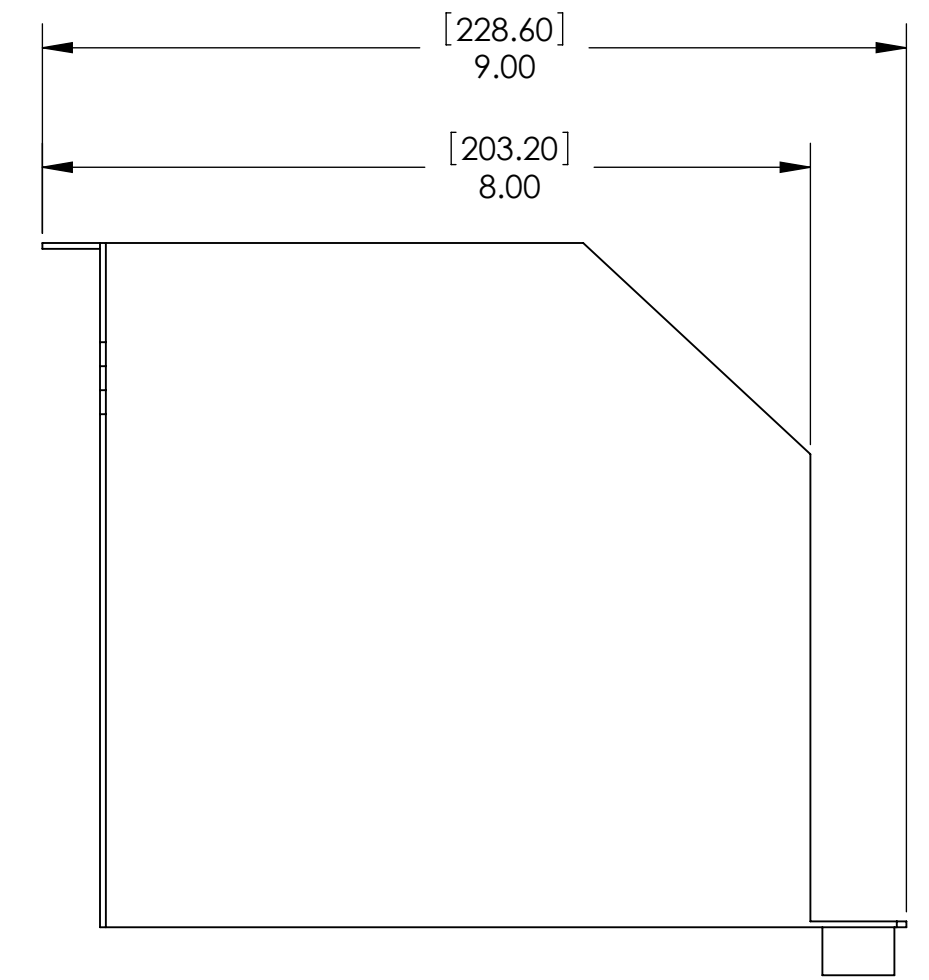
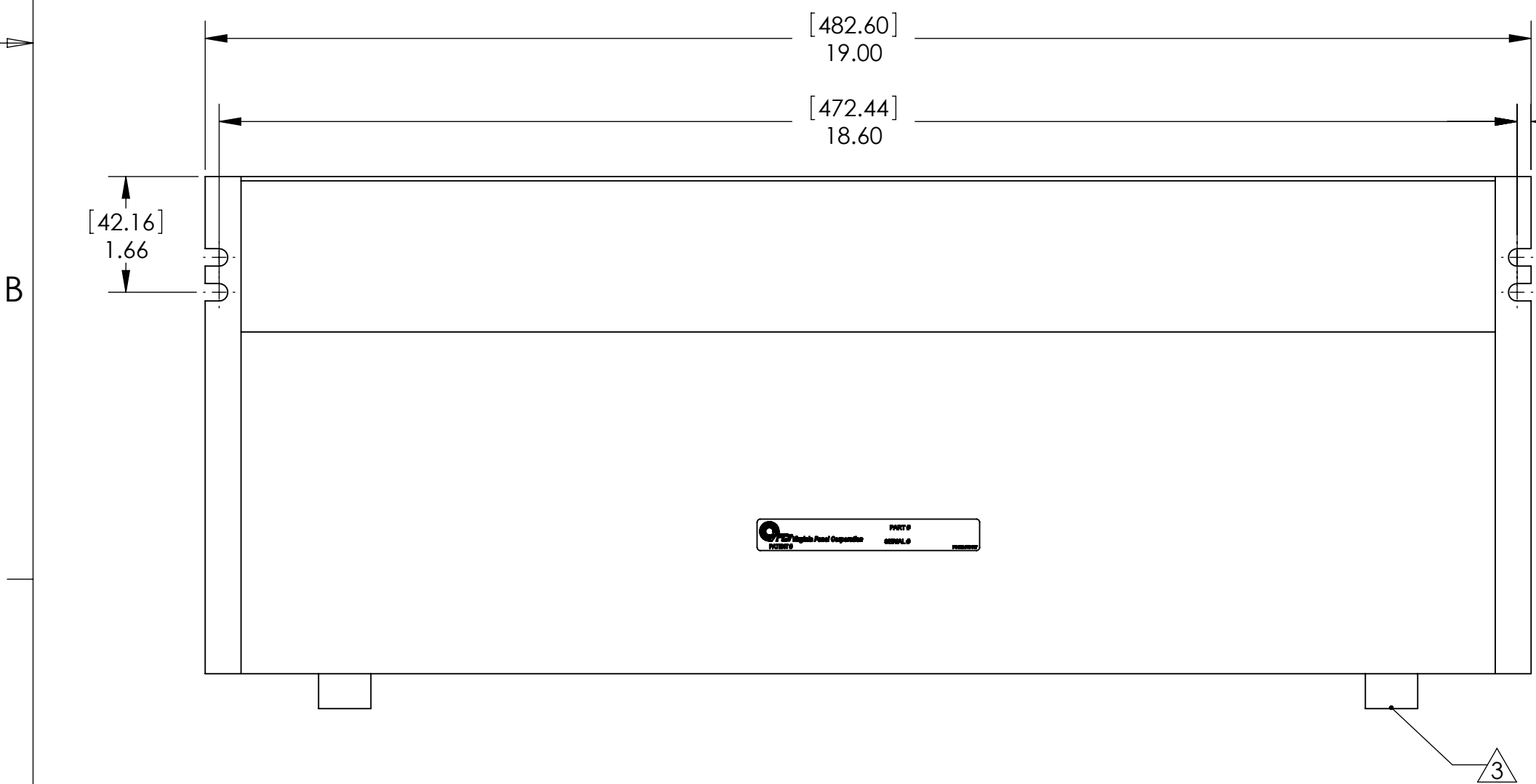
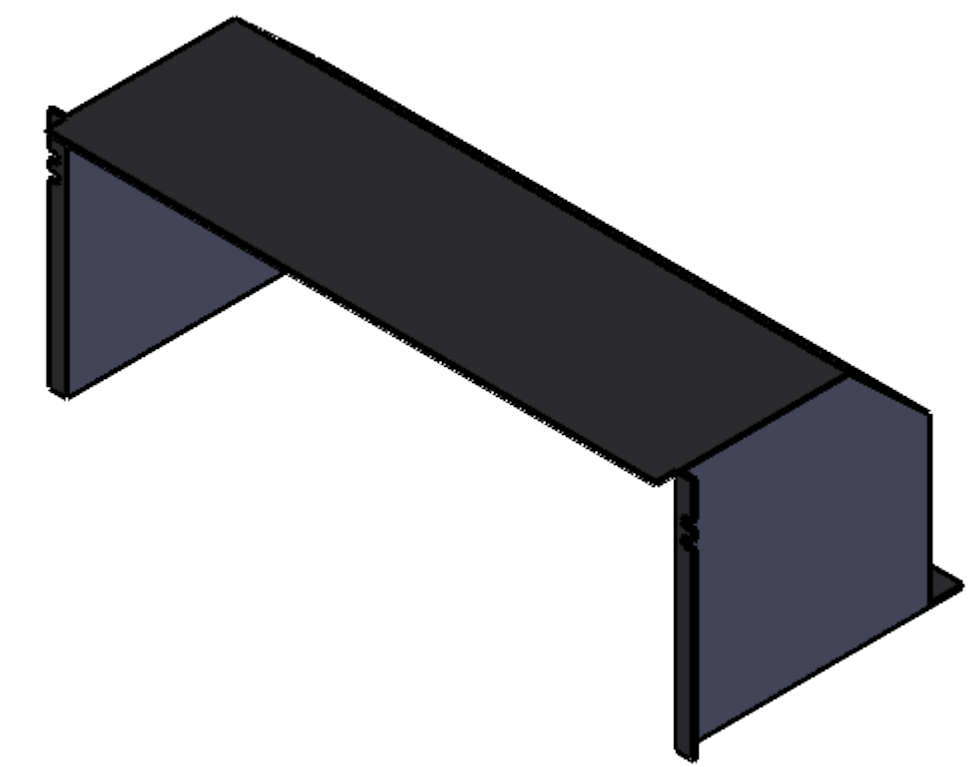

2

1

DO NOT SCALE DRAWING

THE INFORMATION CONTAINED HEREIN IS THE EXCLUSIVE PROPERTY OF VIRGINIA PANEL CORPORATION AND IS SUBMITTED FOR USE BY THE CUSTOMER ONLY. THE DATA SHALL NOT BE DUPLICATED, USED, OR DISCLOSED IN WHOLE OR IN PART FOR ANY PURPOSE OTHER THAN TO MAINTAIN THE EQUIPMENT PROVIDED. CONSULT WITH VIRGINIA PANEL CORPORATION ENGINEERING IF MORE DETAIL IS REQUIRED.

REVISIONS			
REV	DESCRIPTION	DATE	ENGR
C	ECN #10756	01/15/2021	J HARDIGREE



4. PLATFORM MOUNTING HARDWARE KIT 310113446 IS INCLUDED, NOT SHOWN. INCLUDED SCREWS ARE (4) 1/4-20 X 1.25 AND (4) 1/4-20 X 2.00.
- 3 USE PROVIDED PLASTIC SPACERS AND RUBBER FEET FROM RECEIVER TOGETHER OR REMOVE SPACERS AND MOUNT COVER IN LOWER POSITION. IF FASTENING TO TABLE TOP WITH SCREWS, REMOVE RUBBER FEET FROM RECEIVER AND PLASTIC SPACERS PROVIDED WITH BACK COVER.
2. RECOMMENDED HOLE PATTERN IS SHOWN ON PAGE 2.
1. FOR APPLICATION USE & CARE INFORMATION CONSULT VPC USERS GUIDE @WWW.VPC.COM

CUSTOMER DRAWING

VIRGINIA PANEL CORPORATION
WWW.VPC.COM

REAR COVER, G12X
TABLETOP CONFIGURATION

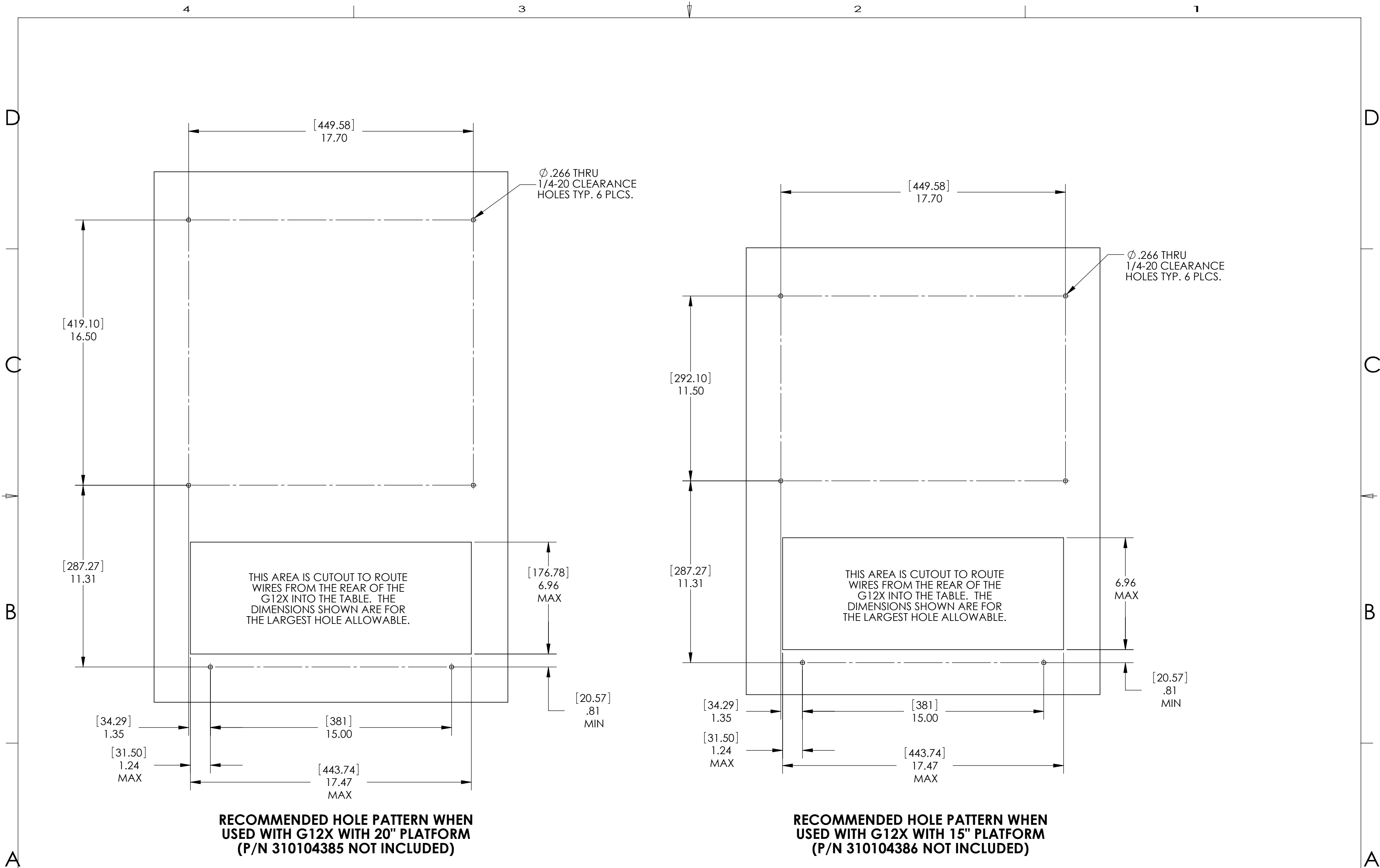
DIMENSIONS ARE SHOWN AS:	SIZE	CAGE CODE	DWG. NO.	REV
[MILLIMETERS]	C	18117	310113520	C
INCHES	SCALE: 1:2	310113520	12/15/2010	SHEET 1 OF 2

4

3

2

1



DO NOT SCALE DRAWING

CUSTOMER DRAWING - CUSTOMER DRAWING - CUSTOMER DRAWING

THE INFORMATION CONTAINED HEREIN IS THE EXCLUSIVE PROPERTY OF VIRGINIA PANEL CORPORATION AND IS SUBMITTED FOR USE BY THE CUSTOMER ONLY. THE DATA SHALL NOT BE DUPLICATED, USED, OR DISCLOSED IN WHOLE OR IN PART FOR ANY PURPOSE OTHER THAN TO MAINTAIN THE EQUIPMENT PROVIDED.

SIZE C	CAGE CODE 18117	DWG. NO. 310113520	REV C
SCALE: 1:2		310113520	SHEET 2 OF 2