

4

3

2

1

DO NOT SCALE DRAWING

THE INFORMATION CONTAINED HEREIN IS THE EXCLUSIVE PROPERTY OF VIRGINIA PANEL CORPORATION AND IS SUBMITTED FOR USE BY THE CUSTOMER ONLY. THE DATA SHALL NOT BE DUPLICATED, USED, OR DISCLOSED IN WHOLE OR IN PART FOR ANY PURPOSE OTHER THAN TO MAINTAIN THE EQUIPMENT PROVIDED. CONSULT WITH VIRGINIA PANEL CORPORATION ENGINEERING IF MORE DETAIL IS REQUIRED.

REVISIONS

| REV | DESCRIPTION | DATE      | ENGR        |
|-----|-------------|-----------|-------------|
| D   | ECN #9906   | 1/27/2020 | L LOCKRIDGE |

D

C

B

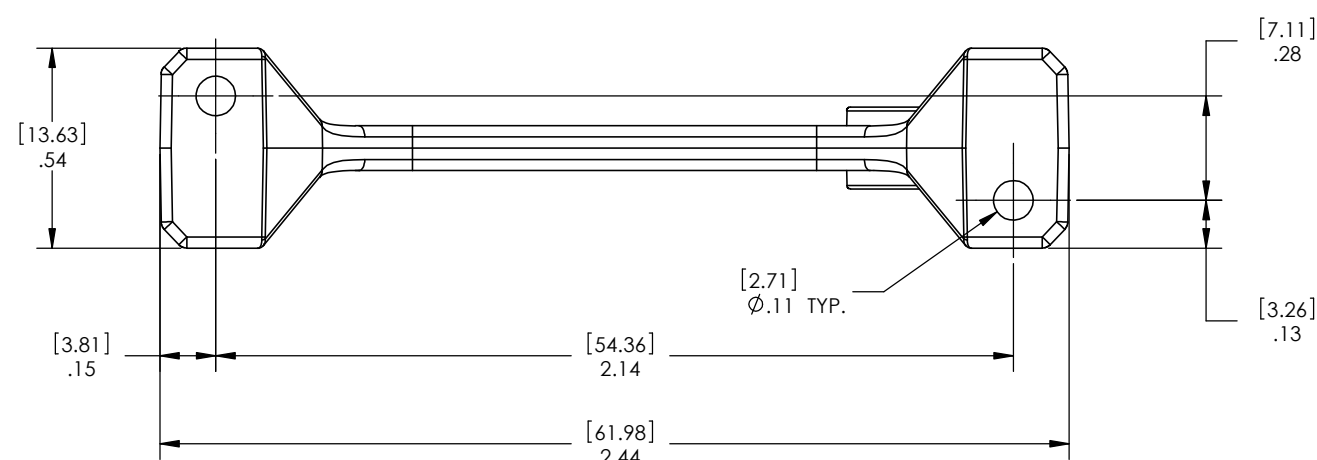
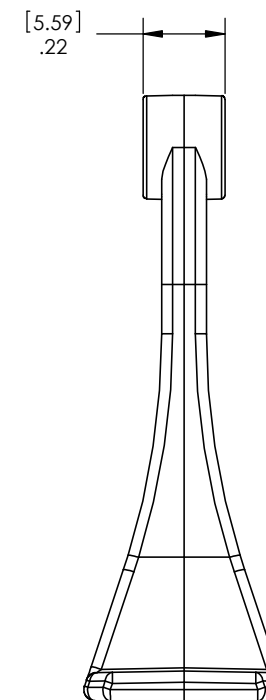
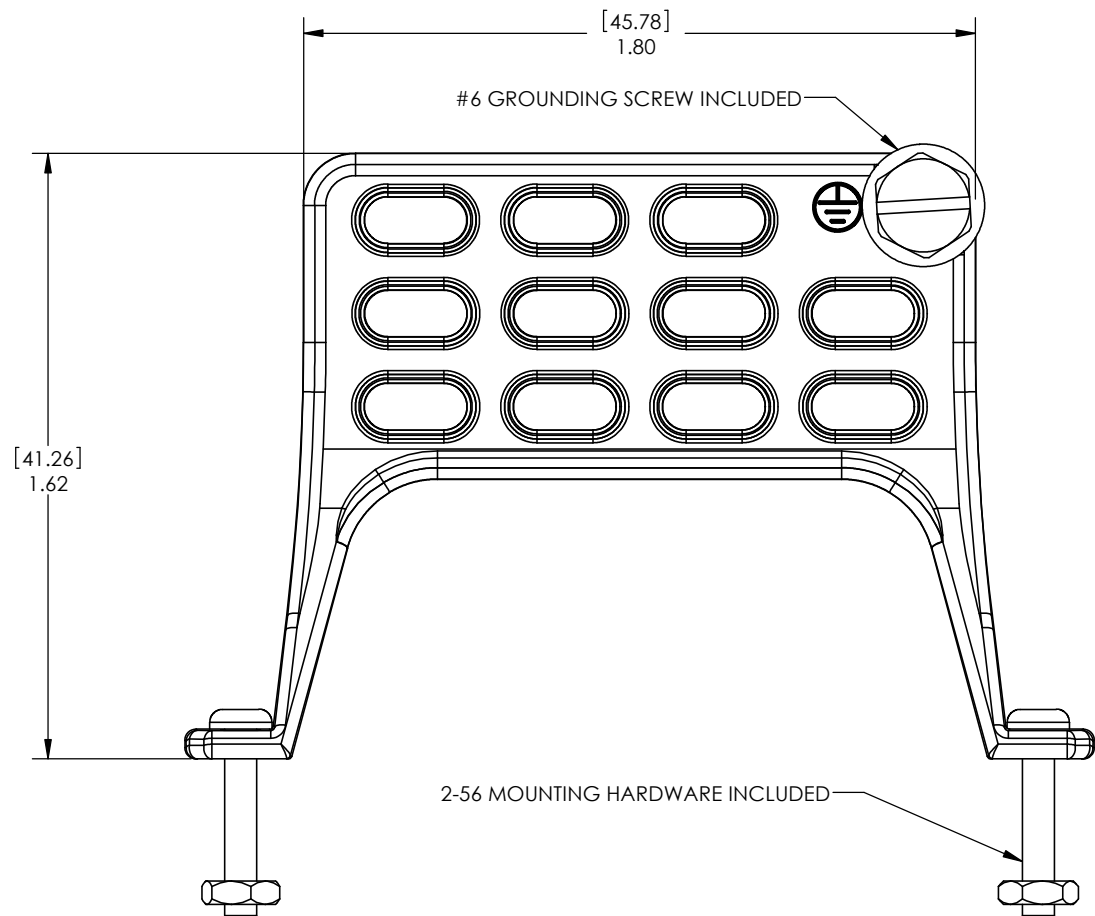
A

D

C

B

A



3. MATERIALS:  
 STRAIN RELIEF PLATE - POWDER COATED ALUMINUM ALLOY  
 MOUNTING HARDWARE - STAINLESS STEEL  
 GROUNDING SCREW - ZINC PLATED STEEL
2. MOUNTING HARDWARE AND WIRE TIES INCLUDED WITH ASSEMBLY
1. FOR APPLICATION USE & CARE INFORMATION CONSULT VPC USERS GUIDE @WWW.VPC.COM
- NOTES:

CUSTOMER DRAWING

VIRGINIA PANEL CORPORATION  
WWW.VPC.COM

STRAIN RELIEF, i1

|                          |            |           |           |              |
|--------------------------|------------|-----------|-----------|--------------|
| DIMENSIONS ARE SHOWN AS: | SIZE       | CAGE CODE | DWG. NO.  | REV          |
| [MILLIMETERS]            | C          | 18117     | 310113531 | D            |
| INCHES                   | SCALE: 2:1 | 310113531 | 7/6/09    | SHEET 1 OF 1 |

4

3

2

1