

4

3

2

1

DO NOT SCALE DRAWING

THE INFORMATION CONTAINED HEREIN IS THE EXCLUSIVE PROPERTY OF VIRGINIA PANEL CORPORATION AND IS SUBMITTED FOR USE BY THE CUSTOMER ONLY. THE DATA SHALL NOT BE DUPLICATED, USED, OR DISCLOSED IN WHOLE OR IN PART FOR ANY PURPOSE OTHER THAN TO MAINTAIN THE EQUIPMENT PROVIDED. CONSULT WITH VIRGINIA PANEL CORPORATION ENGINEERING IF MORE DETAIL IS REQUIRED.

REVISIONS

REV	DESCRIPTION	DATE	ENGR
C	ECN # 14203	5/21/24	MS

PICKERING PXI CHASSIS NOT INCLUDED

M4 SCREW

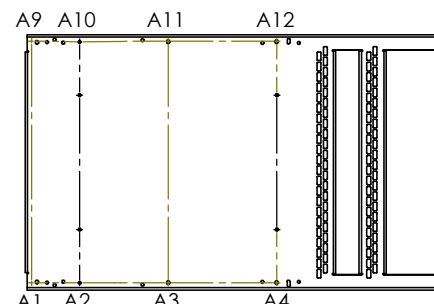
INSTRUMENT BRACKET NOT INCLUDED

6-32 SCREW AND WASHERS

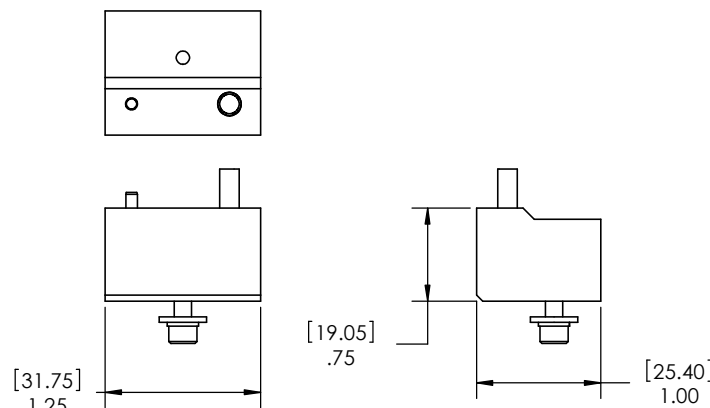
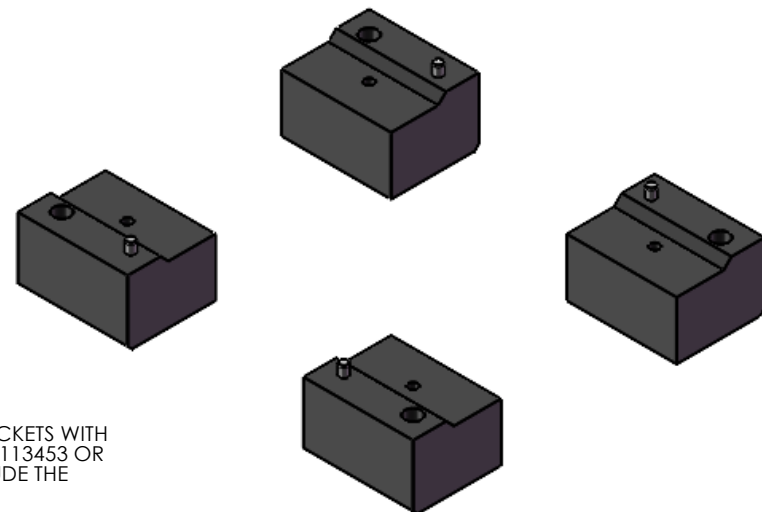
MOUNTING INSTRUCTIONS

1. REMOVE FOUR FEET FROM THE PICKERING CHASSIS.
2. USE THE PROVIDED M4 SCREWS TO ATTACH THE FOUR BLOCKS INCLUDED IN THIS KIT IN PLACE OF THE FOUR REMOVED FEET. ALIGN THE PROPER BLOCK WITH THE CHASSIS (THE DOWEL PIN WILL DICTATE WHICH BLOCK CAN BE USED IN WHICH POSITION ON THE CHASSIS).
3. ALIGN THE CHASSIS WITH THE BLOCKS INSTALLED ON THE INSTRUMENT BRACKET. SECURE WITH THE PROVIDED 6-32 SCREWS, FLAT WASHERS AND LOCK WASHERS. HOLE LOCATIONS SPECIFIC TO DIFFERENT CHASSIS ARE SHOWN IN THE DIAGRAM AND TABLE BELOW.

NOTE: IT IS VPC'S RECOMMENDATION THAT THE INSTRUMENT BRACKET BE INSTALLED ONTO THE APPROPRIATE SLIDE KIT PRIOR TO INSTALLING AN INSTRUMENT CHASSIS TO THE THE BRACKET. PLEASE SEE THE USER MANUAL FOR YOUR RECEIVER FOR INSTRUCTIONS ON HOW TO INSTALL THE INSTRUMENT BRACKET TO A SLIDE KIT.



CHASSIS	MOUNTING HOLE LOCATIONS
PICKERING 40-908	A3, A4, A11, A12
PICKERING 40-914	A3, A4, A11, A12
PICKERING 40-918	A1, A4, A9, A12



4. INTENDED FOR USE WITH INSTRUMENT BRACKETS WITH CHASSIS MOUNTING HOLES. VPC P/N 310113453 OR RECEIVER SLIDE MOUNT KITS WHICH INCLUDE THE INSTRUMENT BRACKET 310113507.

3. INCLUDED HARDWARE:
 (4) M4 x 20mm SOCKET HEAD CAP SCREWS
 (4) 6-32 x .50" SOCKET HEAD CAP SCREWS
 (4) #6 FLAT WASHERS
 (4) #6 LOCK WASHERS

2. MATERIAL: BLACK DELRIN.

1. FOR APPLICATION USE & CARE INFORMATION CONSULT VPC USERS GUIDE @WWW.VPC.COM

NOTES:

CUSTOMER DRAWING

VIRGINIA PANEL CORPORATION
WWW.VPC.COM

PICKERING CHASSIS MOUNTING KIT

DIMENSIONS ARE SHOWN AS:	SIZE	CAGE CODE	DWG. NO.	REV
[MILLIMETERS]	C	18117	310113542	C
INCHES	SCALE: 1:1			SHEET 1 OF 1

4

3

2

1