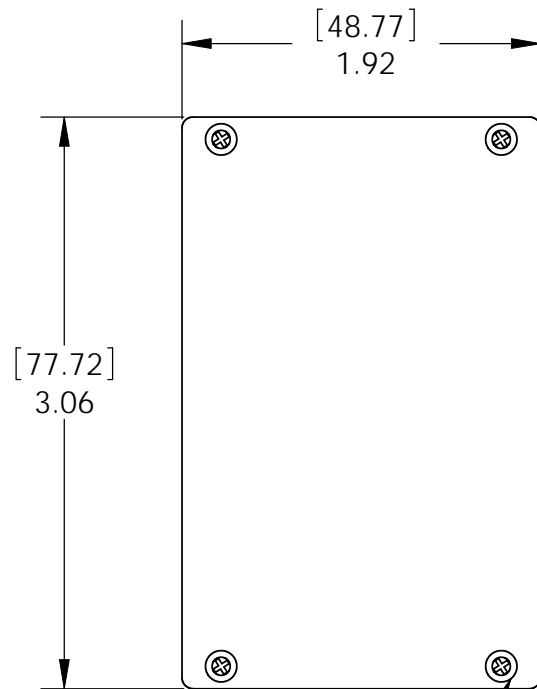




DO NOT SCALE DRAWING

THE INFORMATION CONTAINED HEREIN IS THE EXCLUSIVE PROPERTY OF VIRGINIA PANEL CORPORATION AND IS SUBMITTED FOR USE BY THE CUSTOMER ONLY. THE DATA SHALL NOT BE DUPLICATED, USED, OR DISCLOSED IN WHOLE OR IN PART FOR ANY PURPOSE OTHER THAN TO MAINTAIN THE EQUIPMENT PROVIDED. CONSULT WITH VIRGINIA PANEL CORPORATION ENGINEERING IF MORE DETAIL IS REQUIRED.

REVISIONS			
REV	DESCRIPTION	DATE	ENGR
A	DRAWING ORIGATION - ECN #10-310-0010	2/11/10	B LINGER



(4) 2-56 x .312 PAN HEAD PHILLIPS SCREWS



CUSTOMER DRAWING

VIRGINIA PANEL CORPORATION
WWW.VPC.COM

**COVER PLATE
FOR i1 CUTOUT**

NOTES:
1. FOR APPLICATION USE AND CARE INFORMATION CONSULT VPC USERS GUIDE @ WWW.VPC.COM

DIMENSIONS ARE SHOWN AS: [MILLIMETERS] INCHES	SIZE	CAGE CODE	DWG.NO.	REV
	B	18117	310113546	A
SCALE: 1:1		310113546	2/11/10	SHEET 1 OF 1