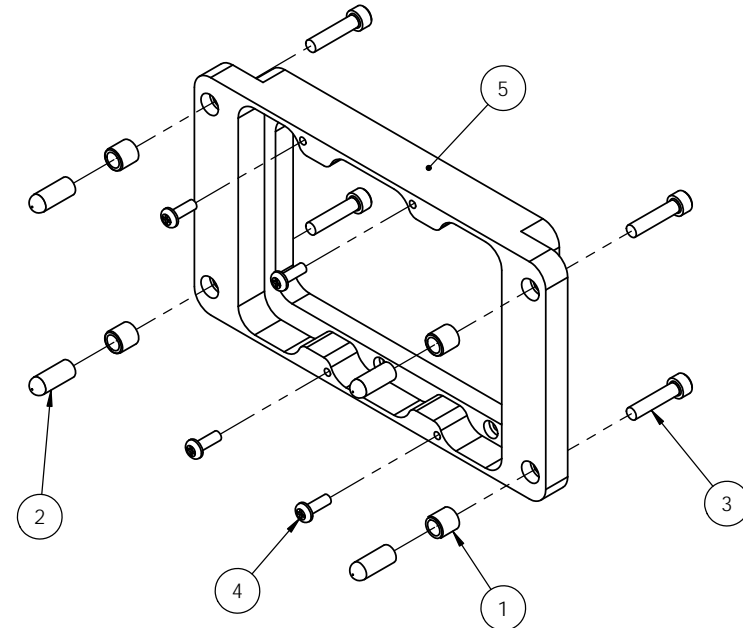
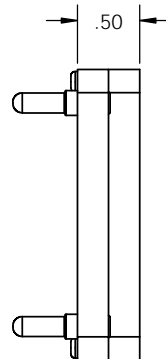
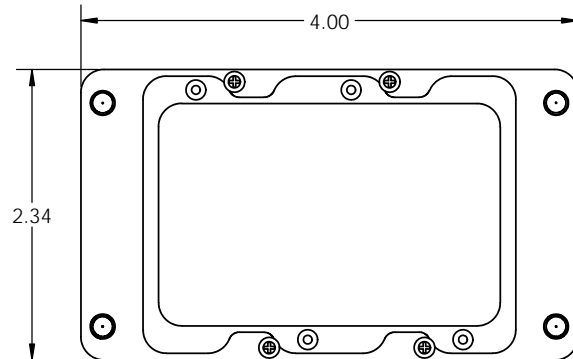


DO NOT SCALE DRAWING

THE INFORMATION CONTAINED HEREIN IS THE EXCLUSIVE PROPERTY OF VIRGINIA PANEL CORPORATION AND IS SUBMITTED FOR USE BY THE CUSTOMER ONLY. THE DATA SHALL NOT BE DUPLICATED, USED, OR DISCLOSED IN WHOLE OR IN PART FOR ANY PURPOSE OTHER THAN TO MAINTAIN THE EQUIPMENT PROVIDED.

REVISIONS

REV	DESCRIPTION	DATE	ENGR
A	DRAWING ORIGATION - ECN #3604	10/31/2011	C CHURCH



ITEM NO.	QTY.	PART NUMBER	DESCRIPTION
1	4	248226	LOCATOR SLEEVE
2	4	266558	Cp Scr #4
3	4	902430	Scr Sh Cp 4-40 x .50 SST
4	4	908319	SCR PH PHL 2-56 x .25 SST
5	1	414752110-2	ADPT PLT F/G20X

NOTES:

SOLIDWORKS DRAWING FILE

SURFACE FINISH PER VPC EWD025 UNLESS OTHERWISE SPECIFIED		DIMENSIONS ARE IN INCHES UNLESS OTHERWISE SPECIFIED. TOLERANCES ARE:		
HOLE DIA.	TOLERANCE	DEC .XX±	FRAC±	.XXX(±ST)
.0135 TO .042	+.003/- .002			
.043 TO .093	+.004/- .002	.XXX±	.005	ANG ± 1°
.0935 TO .156	+.005/- .002			
.1562 TO .2656	+.006/- .002			
.266 TO .4219	+.007/- .002			
.4375 TO .6094	+.008/- .002			
.625 TO .75	+.009/- .002			
.7656 TO .8437	+.009/- .003			
.8594 TO 2.000	+.010/- .003			
		REMOVE BURRS. BREAK SHARP EDGES.		
		MATERIAL		
		FINISH		

VIRGINIA PANEL CORPORATION

**RCV AC ADPT PLT
G20X TO ICON MOD**

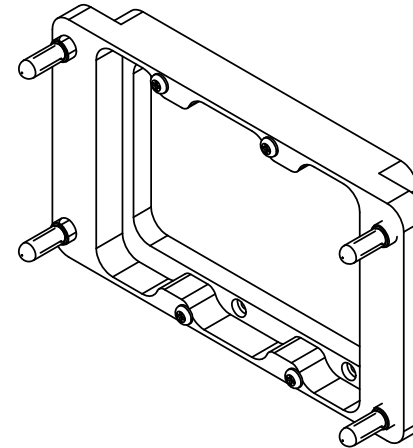
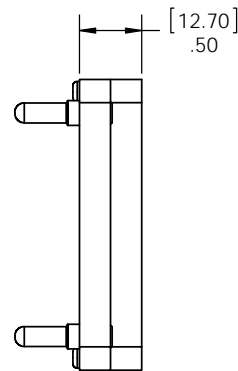
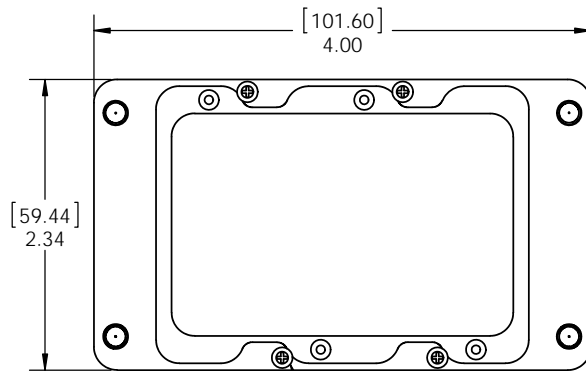
SIZE	CAGE CODE	DWG.NO.	REV
B	18117	310113606	A
SCALE: 1:1 310113606 10/31/2011 SHEET 1 OF 1			

DO NOT SCALE DRAWING

THE INFORMATION CONTAINED HEREIN IS THE EXCLUSIVE PROPERTY OF VIRGINIA PANEL CORPORATION AND IS SUBMITTED FOR USE BY THE CUSTOMER ONLY. THE DATA SHALL NOT BE DUPLICATED, USED, OR DISCLOSED IN WHOLE OR IN PART FOR ANY PURPOSE OTHER THAN TO MAINTAIN THE EQUIPMENT PROVIDED. CONSULT WITH VIRGINIA PANEL CORPORATION ENGINEERING IF MORE DETAIL IS REQUIRED.

REVISIONS

REV	DESCRIPTION	DATE	ENGR
A	DRAWING ORIGATION - ECN #3604	10/31/2011	C CHURCH



2-56 X .25 PAN HEAD PHILLIPS SCREW FOR MOUNTING OPTIONAL I1 STRAIN RELIEF TYP. 4 PLCS.

1. FOR APPLICATION USE AND CARE INFORMATION CONSULT VPC USERS GUIDE @ WWW.VPC.COM
NOTES:

CUSTOMER DRAWING

VIRGINIA PANEL CORPORATION
WWW.VPC.COM

**RCV AC ADPT PLT
G20X TO ICON MOD**

RELATIVE CONNECTOR POSITIONS
AND WIRE ROUTING ARE GENERIC
AND MAY VARY WITH PINOUT

DIMENSIONS ARE SHOWN AS:	SIZE	CAGE CODE	DWG.NO.	REV
[MILLIMETERS] INCHES	B	18117	310113606	A
SCALE: 1:1	310113606	10/31/2011	SHEET	1 OF 1