

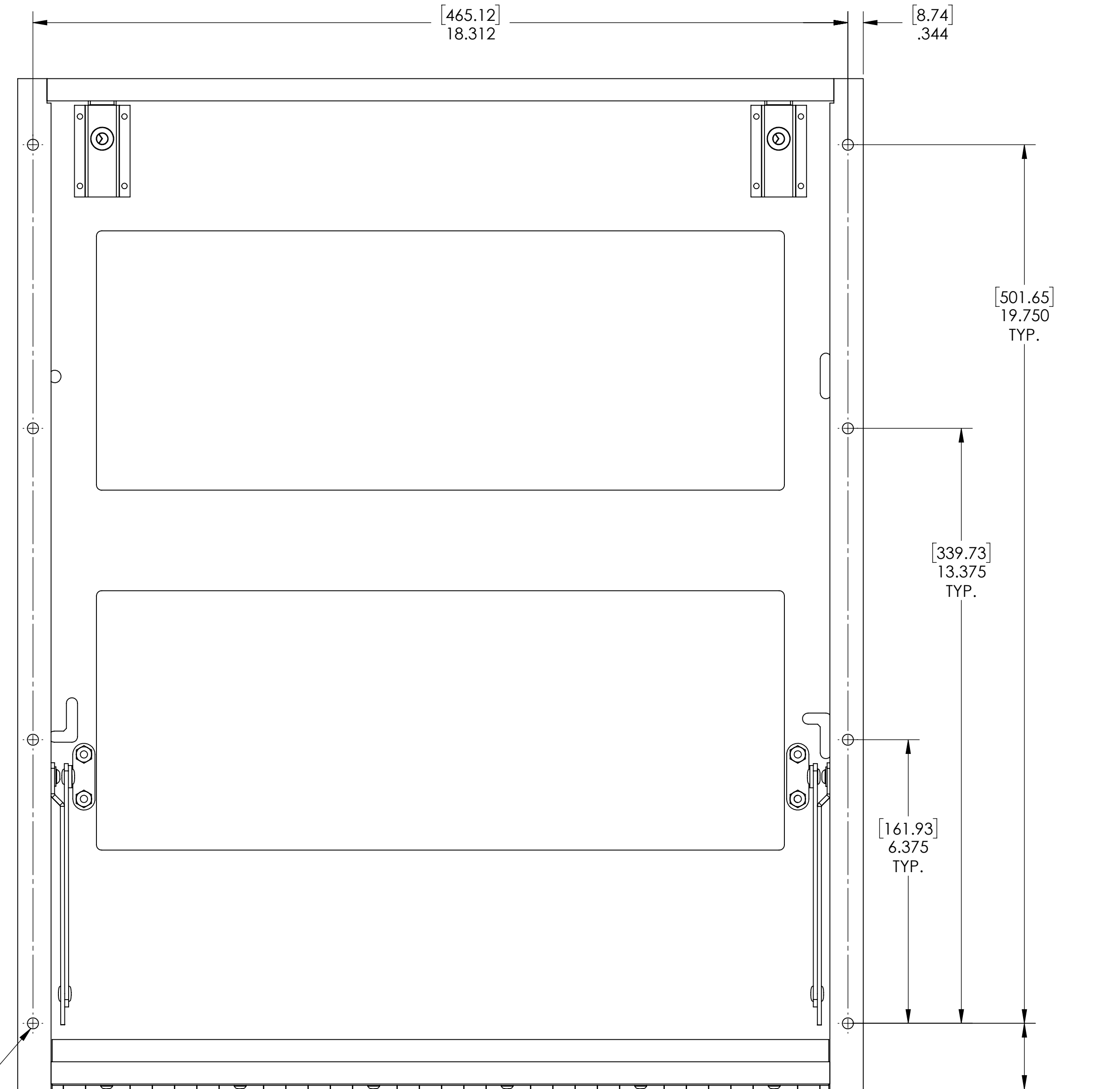

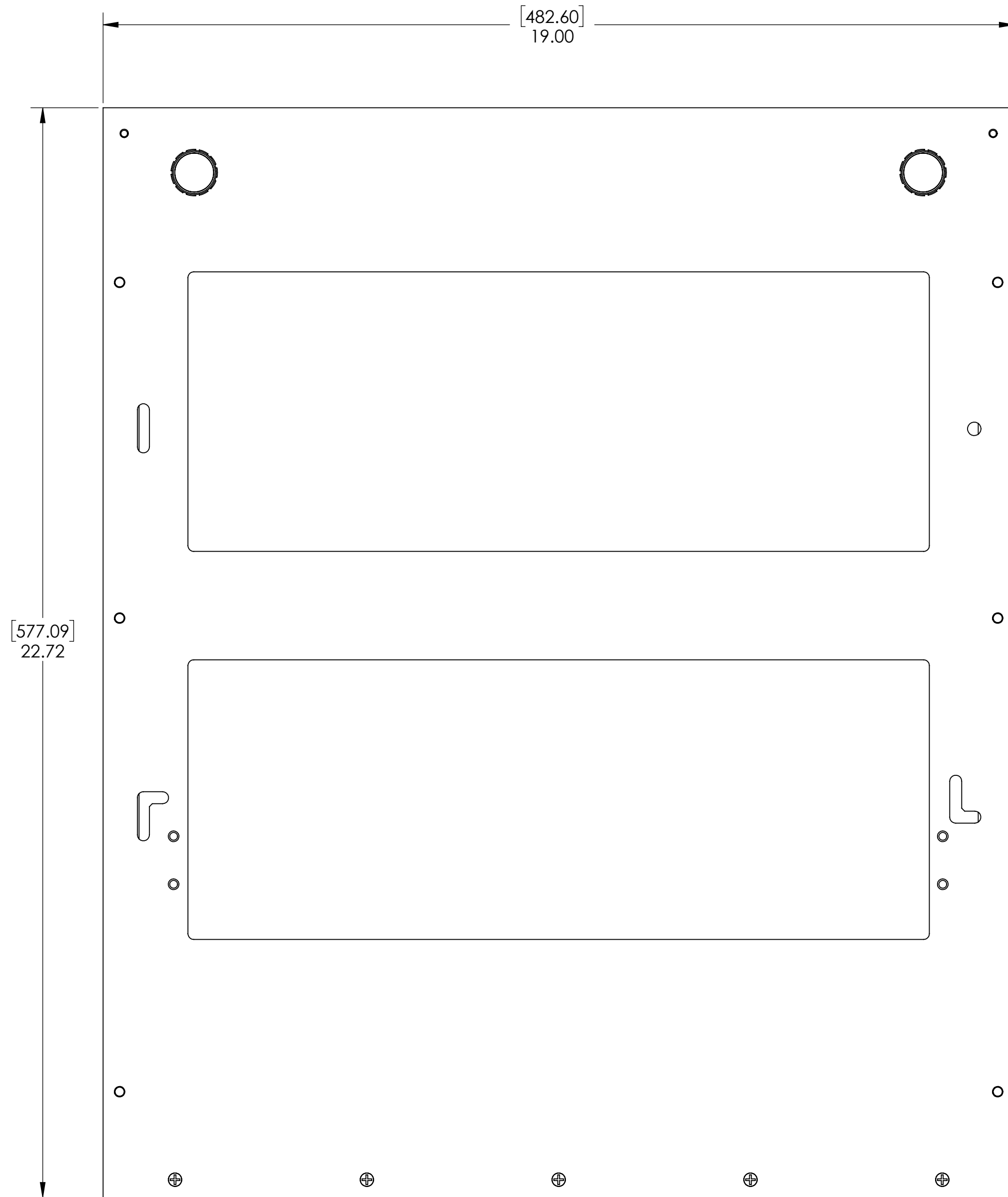
8 7 6 5 4 3 2 1

DO NOT SCALE DRAWING

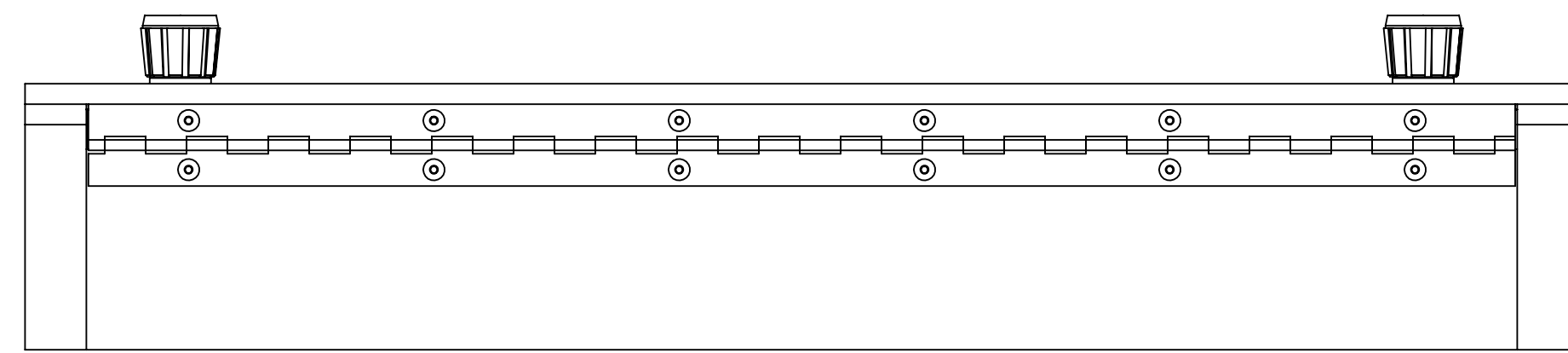
THE INFORMATION CONTAINED HEREIN IS THE EXCLUSIVE PROPERTY OF VIRGINIA PANEL CORPORATION AND IS SUBMITTED FOR USE BY THE CUSTOMER ONLY. THE DATA SHALL NOT BE DUPLICATED, USED OR DISCLOSED IN WHOLE OR IN PART FOR ANY PURPOSE OTHER THAN TO MAINTAIN THE EQUIPMENT PROVIDED. CONSULT WITH VIRGINIA PANEL CORPORATION ENGINEERING IF MORE DETAIL IS REQUIRED.

REVISIONS			
REV	DESCRIPTION	DATE	ENGR
C	ECN #12568	5/11/22	M ECKERT

D  
C  
B  
A



8X CLEARANCE HOLE FOR RACK MOUNTING SCREWS.



- NOTES:
2. ALL RACK MOUNTING AND RECEIVER MOUNTING HARDWARE INCLUDED.
  1. FOR APPLICATION USE AND CARE INFORMATION CONSULT VPC USERS GUIDE @ WWW.VPC.COM

**CUSTOMER DRAWING**  
**VIRGINIA PANEL CORPORATION**  
 WWW.VPC.COM  
**VHMF ASM. 13U 9050**

RELATIVE CONNECTOR POSITIONS AND WIRE ROUTING ARE GENERIC AND MAY VARY WITH PRODUCT.			
DIMENSIONS ARE SHOWN AS:	SIZE	CAGE CODE	DWG. NO.
[MILLIMETERS]	D	18117	310113613
[INCHES]	SCALE: 1:1	310113613	7/25/12 SHEET 1 OF 1

8 7 6 5 4 3 2 1