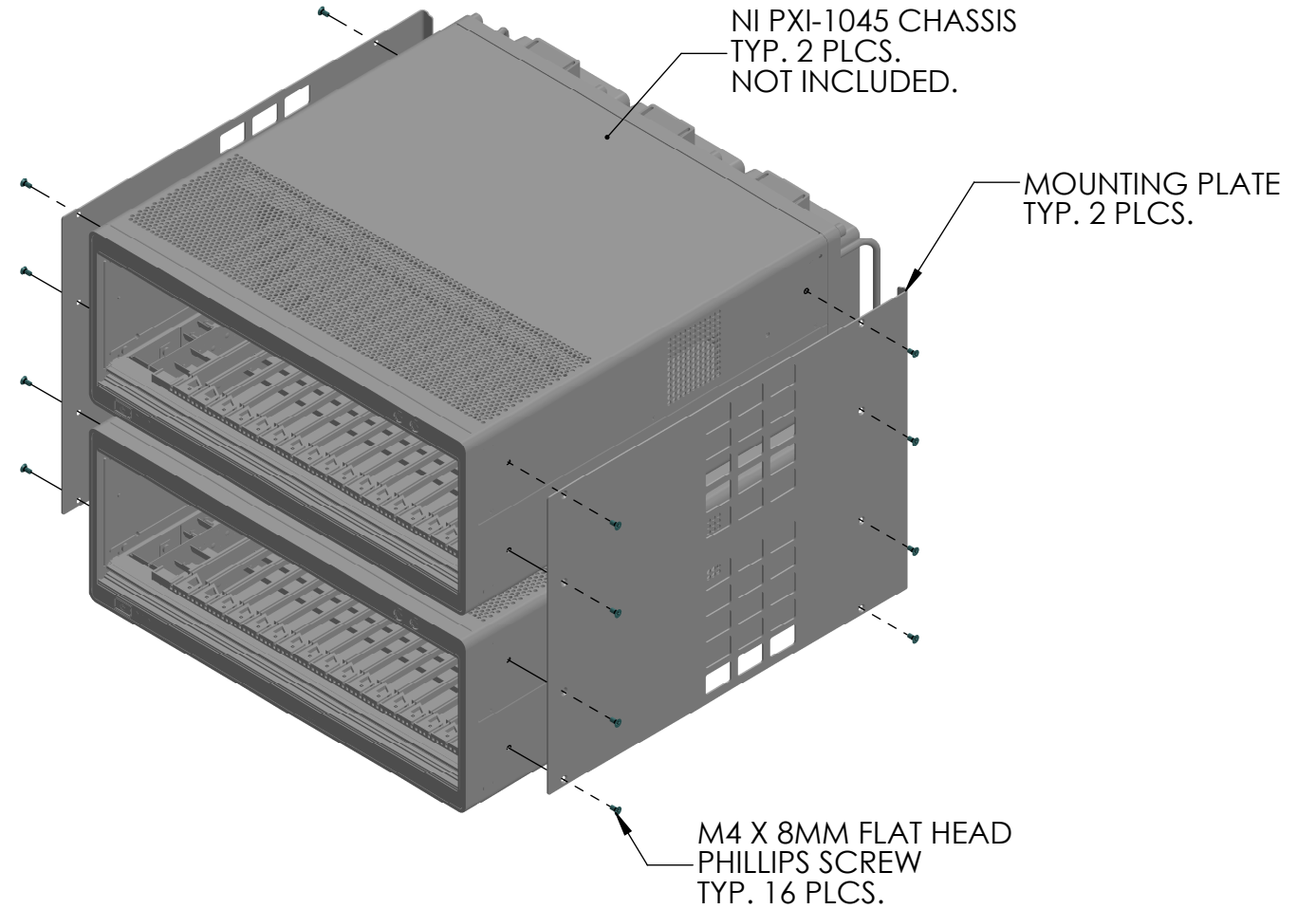
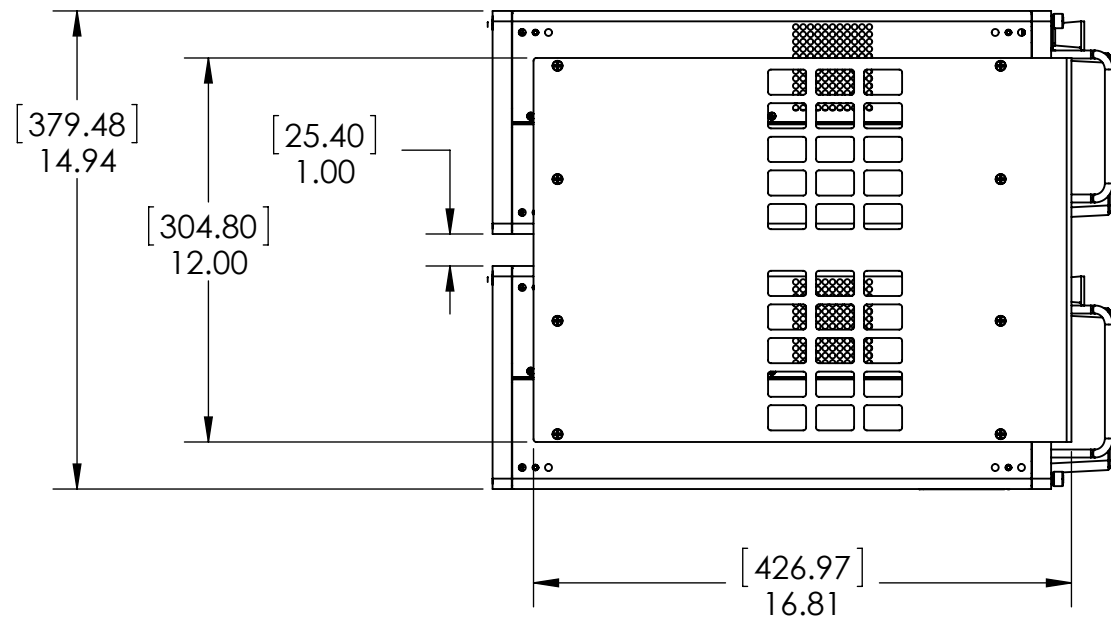
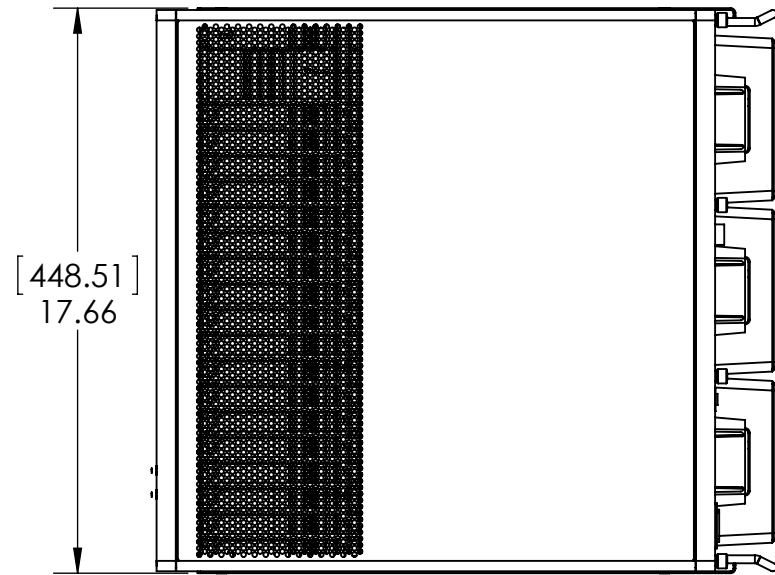


DO NOT SCALE DRAWING

THE INFORMATION CONTAINED HEREIN IS THE EXCLUSIVE PROPERTY OF VIRGINIA PANEL CORPORATION AND IS SUBMITTED FOR USE BY THE CUSTOMER ONLY. THE DATA SHALL NOT BE DUPLICATED, USED, OR DISCLOSED IN WHOLE OR IN PART FOR ANY PURPOSE OTHER THAN TO MAINTAIN THE EQUIPMENT PROVIDED. CONSULT WITH VIRGINIA PANEL CORPORATION ENGINEERING IF MORE DETAIL IS REQUIRED.

REVISIONS			
REV	DESCRIPTION	DATE	ENGR
A	DRAWING ORIGATION - ECN #4794	8/23/13	R GARMAN



3. MOUNTING PLATE:
MATERIAL = .06" [1.52] THICK ALUMINUM
FINISH = CLEAR ANODIZE

2. MOUNTING PLATES SHOWN ATTACHED TO PXI-1085 CHASSIS (NOT INCLUDED).
MOUNTING KIT INCLUDES (2) MOUNTING PLATES AND (16) M4 X 8MM FLAT HEAD SCREWS.

1. FOR APPLICATION USE AND CARE INFORMATION CONSULT VPC USERS GUIDE @ WWW.VPC.COM

NOTES:

RELATIVE CONNECTOR POSITIONS AND WIRE ROUTING ARE GENERIC AND MAY VARY WITH PINOUT
DIMENSIONS ARE SHOWN AS:
[MILLIMETERS]
INCHES

CUSTOMER DRAWING			
VIRGINIA PANEL CORPORATION WWW.VPC.COM			
RCV AC (2) PXI-1085 CHASSIS MOUNTING KIT			
SIZE B	CAGE CODE 18117	DWG.NO. 310113640	REV A
SCALE: 1:6	310113640	8/23/13	SHEET 1 OF 1