

4

3

2

1

DO NOT SCALE DRAWING

THE INFORMATION CONTAINED HEREIN IS THE EXCLUSIVE PROPERTY OF VIRGINIA PANEL CORPORATION AND IS SUBMITTED FOR USE BY THE CUSTOMER ONLY. THE DATA SHALL NOT BE DUPLICATED, USED, OR DISCLOSED IN WHOLE OR IN PART FOR ANY PURPOSE OTHER THAN TO MAINTAIN THE EQUIPMENT PROVIDED. CONSULT WITH VIRGINIA PANEL CORPORATION ENGINEERING IF MORE DETAIL IS REQUIRED.

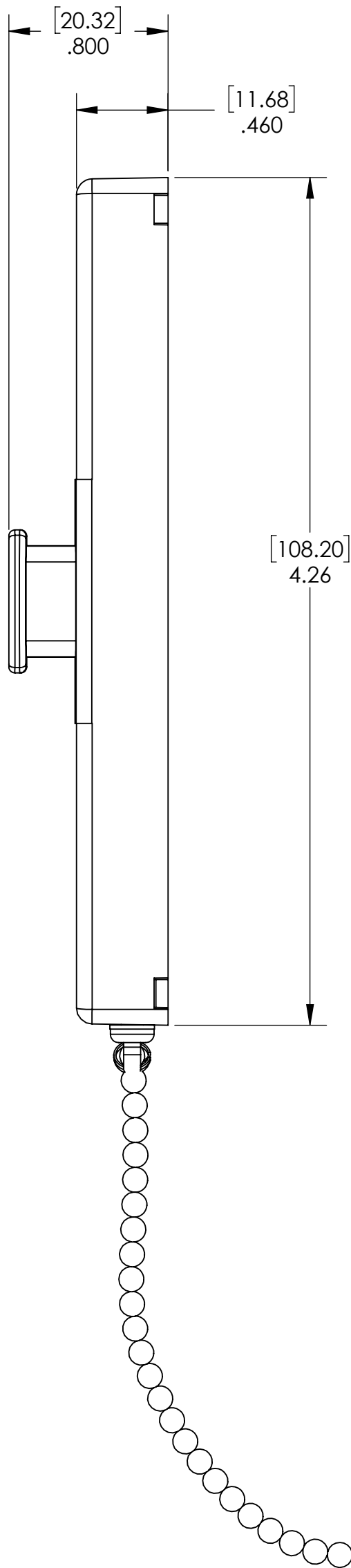
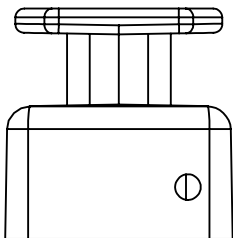

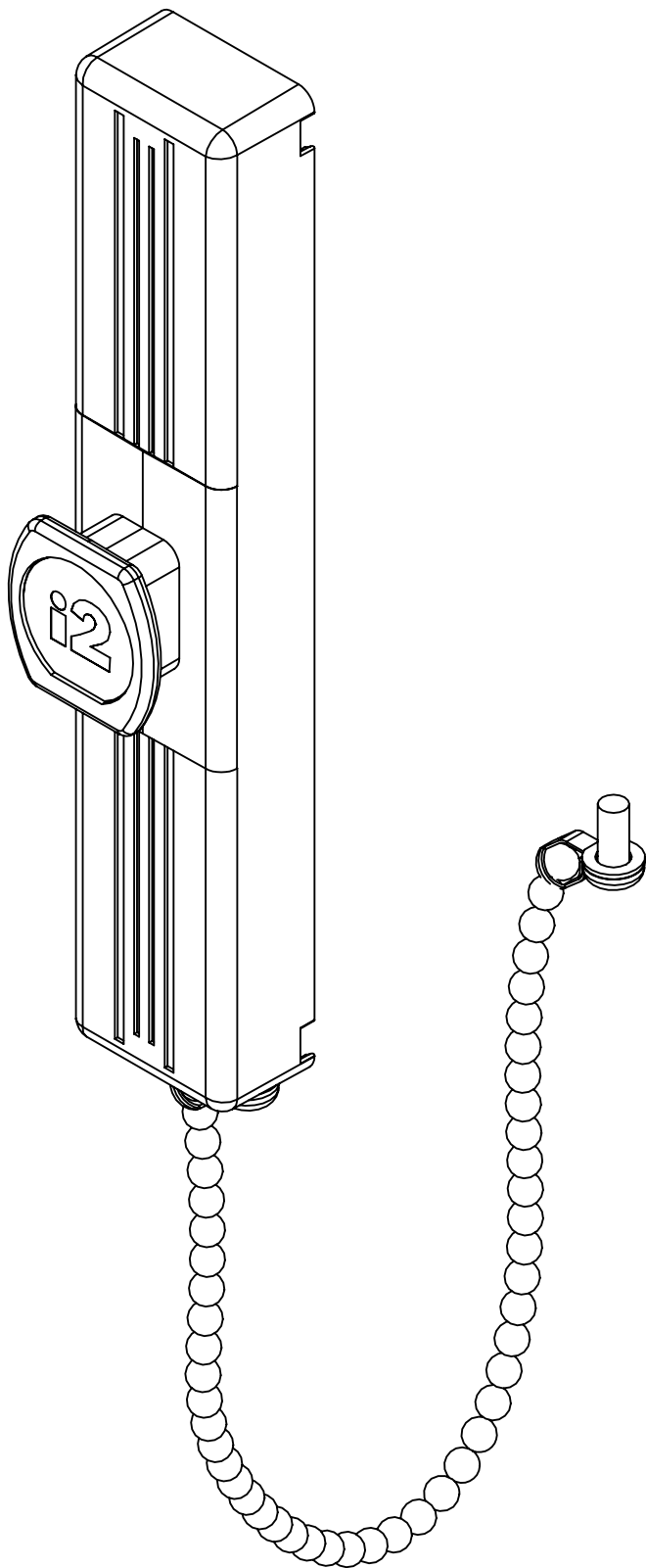
REVISIONS			
REV	DESCRIPTION	DATE	ENGR
C	ECN #11866	9/8/21	I COFFEY

D

C

B

A



D

C

B

A

1. FOR APPLICATION USE & CARE INFORMATION CONSULT VPC USERS GUIDE @WWW.VPC.COM
NOTES:

4

3

2

1

RELATIVE CONNECTOR POSITIONS
AND WIRE ROUTING ARE GENERIC
AND MAY VARY WITH PINOUT
DIMENSIONS ARE SHOWN AS:
[MILLIMETERS]
INCHES

CUSTOMER DRAWING				
VIRGINIA PANEL CORPORATION				
WWW.VPC.COM				
EMI PROTECTIVE COVER				
i2 RCV				
SIZE	CAGE CODE	DWG.NO.	REV	
C	18117	310113667	C	
SCALE: 1:1	310113667	10/9/14	SHEET	1 OF 1