

4

3

2

1

DO NOT SCALE DRAWING

THE INFORMATION CONTAINED HEREIN IS THE EXCLUSIVE PROPERTY OF VPC AND IS PERMITTED FOR USE BY THE CUSTOMER ONLY. THE DATA SHALL NOT BE DUPLICATED, USED, OR DISCLOSED IN WHOLE OR IN PART FOR ANY PURPOSE OTHER THAN TO MAINTAIN THE EQUIPMENT PROVIDED. CONSULT WITH VPC ENGINEERING IF MORE DETAIL IS REQUIRED.

REVISIONS			
REV	DESCRIPTION	DATE	ENGR
D	ECN#13954	1/24/24	R HERRON

D

D

C

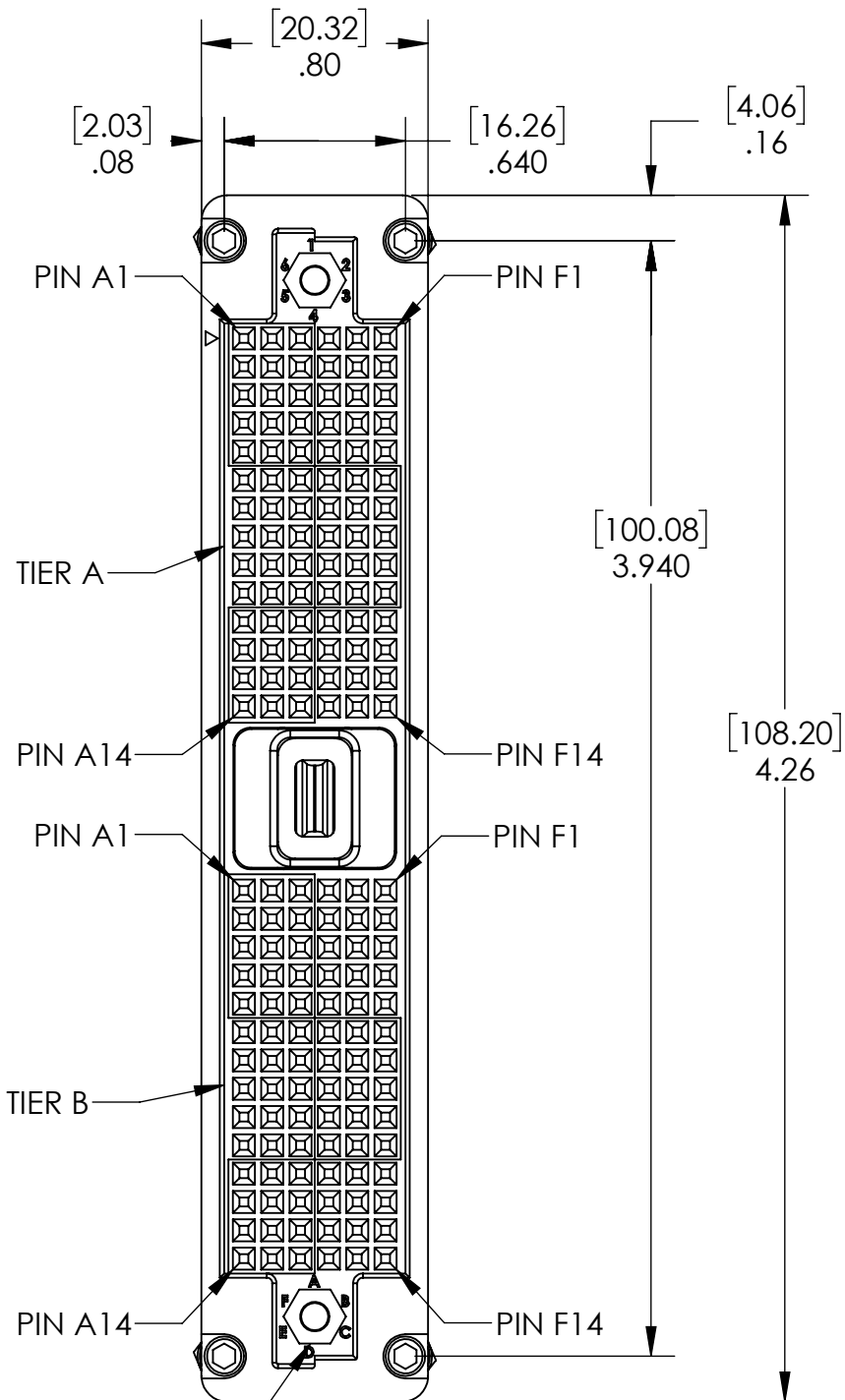

C

B

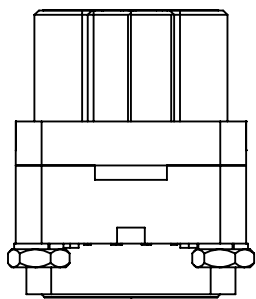
B

A

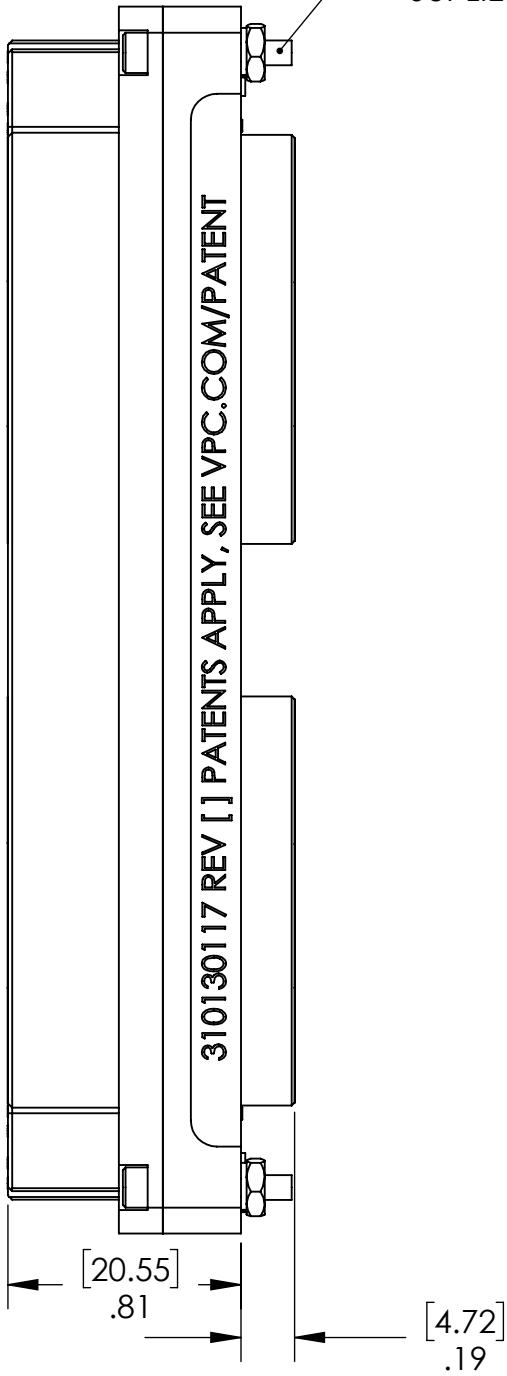
A



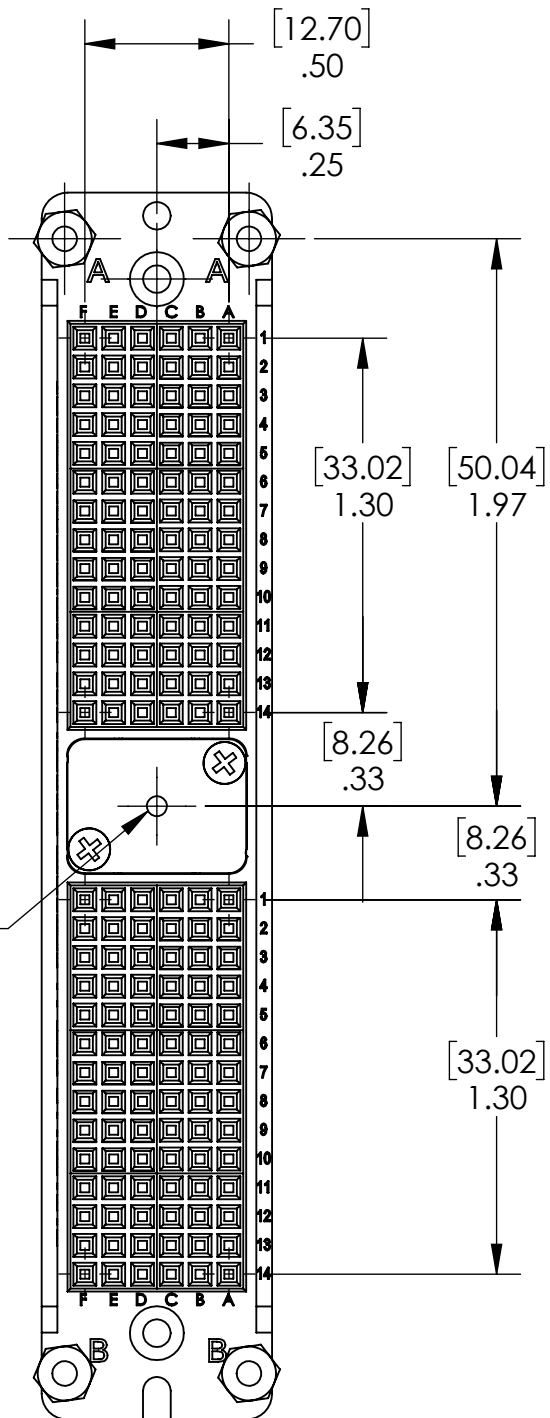
CAVITY FOR KEYING KIT, TYP. 2 PLCS.
ACCESSORY P/N 310113461 (2 KEYS PER KIT)
NOT INCLUDED WITH RECEIVER



2-56 MOUNTING HARDWARE
SUPPLIED



#2-56 UNC-2B x .20 DP



2. MATERIAL:
HOUSING: BLACK THERMOPLASTIC
BUSHING: STAINLESS STEEL
LATCH POST: STAINLESS STEEL
MOUNTING HARDWARE: STAINLESS STEEL

1. FOR MORE INFORMATION, VISIT VPC.COM.
NOTES:

CUSTOMER DRAWING			
VIRGINIA PANEL CORPORATION			
WWW.VPC.COM			
i2 RCV ASM, 168 POSITION PXI			
DIMENSIONS ARE SHOWN AS:	SIZE	CAGE CODE	DWG.NO.
[MILLIMETERS]	C	18117	310130117
INCHES			
SCALE: NONE	310130117	5/30/14	SHEET 1 OF 2

