

8

7

6

5

4

3



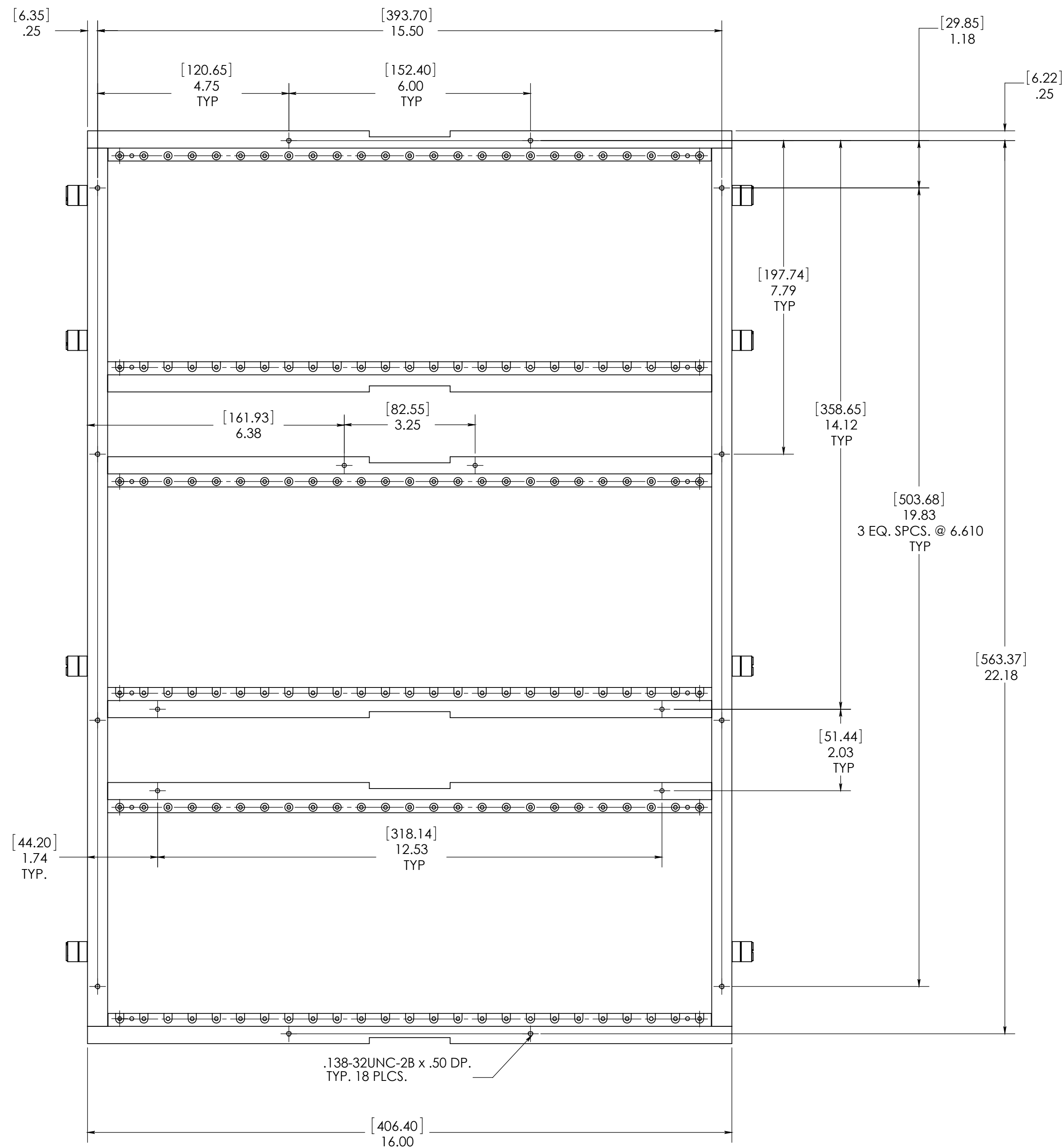
2

1

DO NOT SCALE DRAWING

THE INFORMATION CONTAINED HEREIN IS THE EXCLUSIVE PROPERTY OF VIRGINIA PANEL CORP. AND IS SUBMITTED FOR USE BY THE CUSTOMER ONLY. THE DATA SHALL NOT BE DUPLICATED, USED, OR DISCLOSED IN WHOLE OR IN PART FOR ANY PURPOSE OTHER THAN TO MAINTAIN THE EQUIPMENT PROVIDED.

REVISIONS				
ZONE	REV	DESCRIPTION	DATE	APPROVED
	G	ECN #4620	5/13/13	S MARSHALL



- NOTES:
2. MATING 75 MOD RECEIVER IS VPC PART NUMBER: 310104307
 1. FOR APPLICATION USE AND CARE INFORMATION CONSULT VPC USERS GUIDE @ WWW.VPC.COM

CUSTOMER DRAWING - CUSTOMER DRAWING - CUSTOMER DRAWING									
SOLIDWORKS DRAWING FILE	DIMENSIONS ARE SHOWN AS:		CONTRACT NO.		VIRGINIA PANEL CORPORATION WWW.VPC.COM				
	(millimeters)		SIGNATURES						
	INCHES		DR	R GARMAN	7/23/01				
	REMOVE BURRS. BREAK SHARP EDGES.		CHK						
	MATERIAL		ENG						
	FINISH		PROD						
		ASSY							
		Q A							
		APPD							
SIZE	FSCM NO.	DWG NO.	REV						
D	18117	410104258	G						
SCALE: NONE	410104258	7/23/01	SHEET 1 OF 1						

8

7

6

5

4

3

2

1