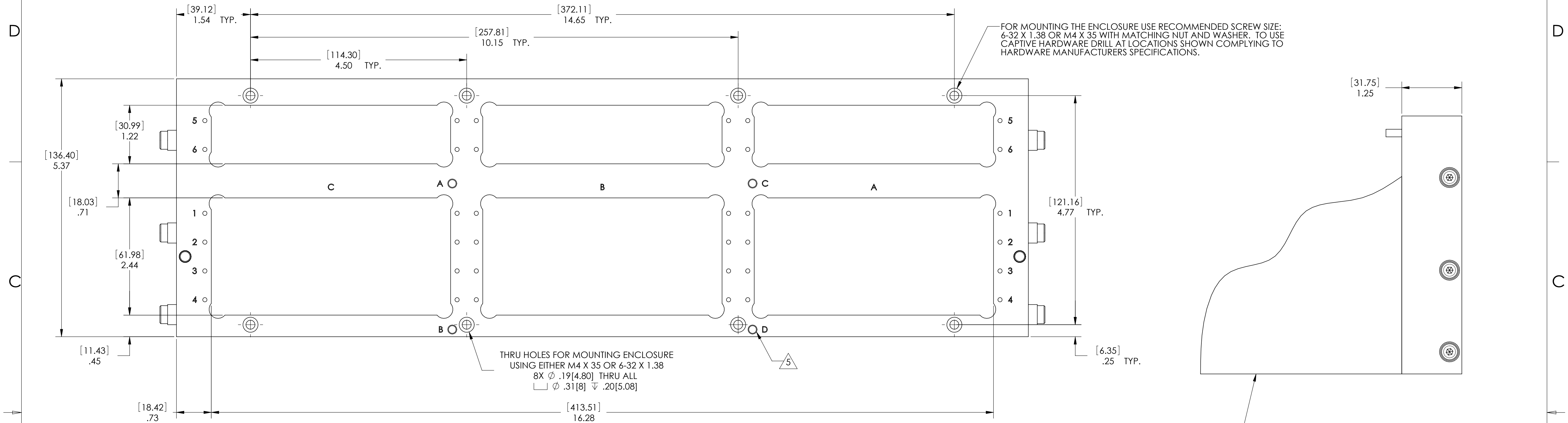


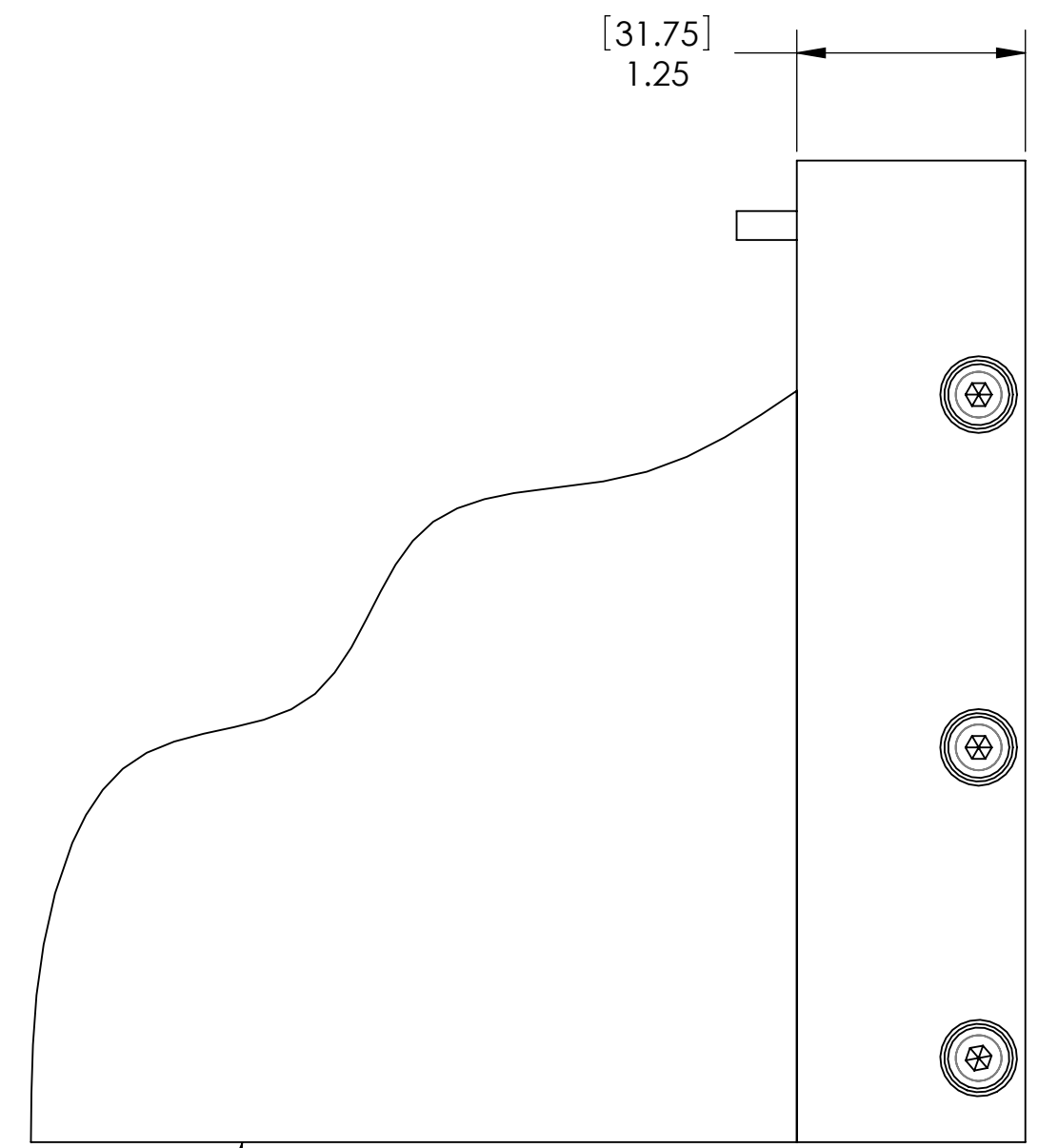
DO NOT SCALE DRAWING

THE INFORMATION CONTAINED HEREIN IS THE EXCLUSIVE PROPERTY OF VIRGINIA PANEL CORPORATION AND IS SUBMITTED FOR USE BY THE CUSTOMER ONLY. THE DATA SHALL NOT BE DUPLICATED, USED OR DISCLOSED IN WHOLE OR IN PART FOR ANY PURPOSE OTHER THAN TO MAINTAIN THE EQUIPMENT PROVIDED. CONSULT WITH VIRGINIA PANEL CORPORATION ENGINEERING IF MORE DETAIL IS REQUIRED.

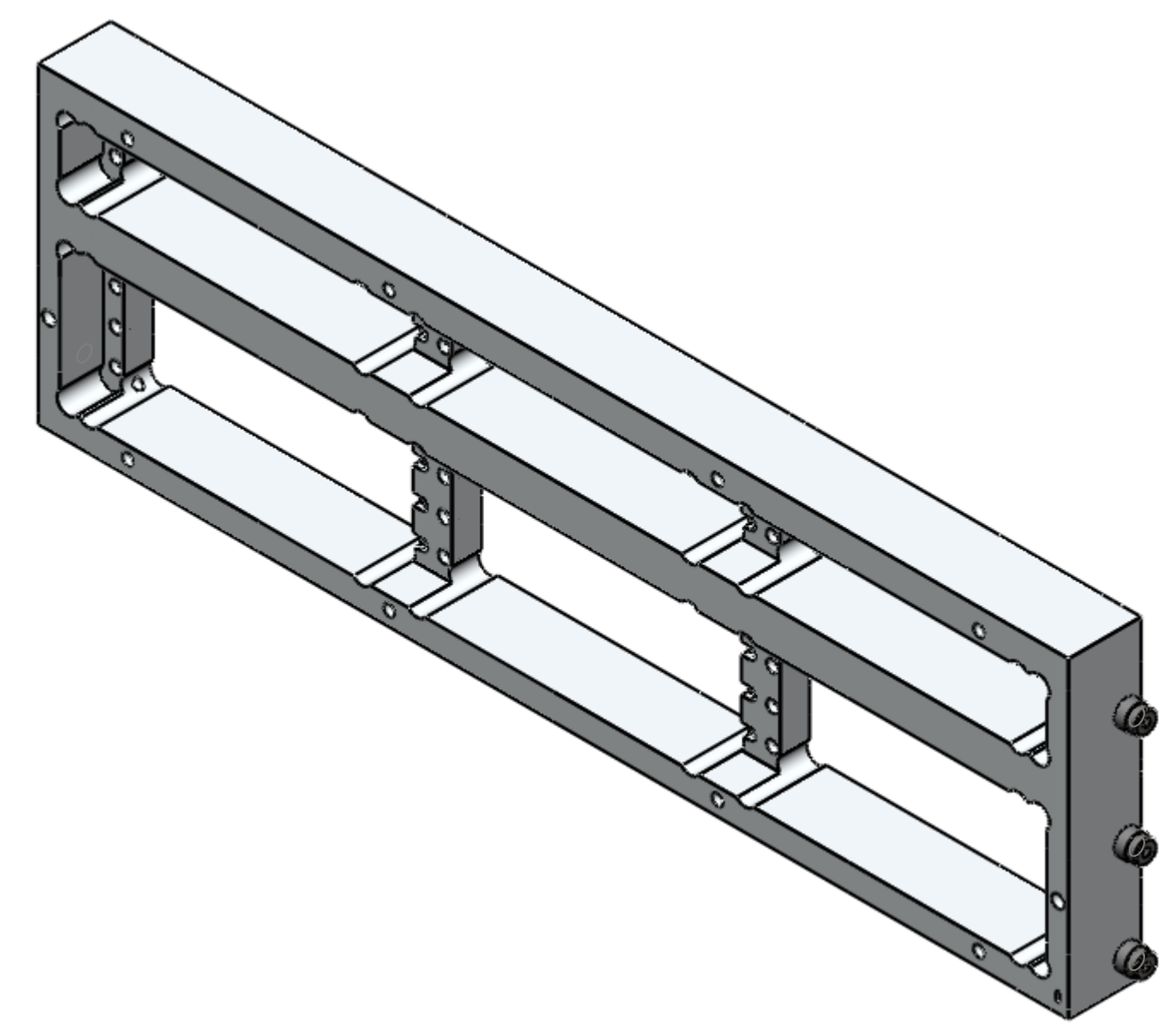

REVISIONS			
REV	DESCRIPTION	DATE	ENGR
E	ECN #6078	6/19/15	JTD



FOR MOUNTING THE ENCLOSURE USE RECOMMENDED SCREW SIZE: 6-32 X 1.38 OR M4 X 35 WITH MATCHING NUT AND WASHER. TO USE CAPTIVE HARDWARE DRILL AT LOCATIONS SHOWN COMPLYING TO HARDWARE MANUFACTURERS SPECIFICATIONS.



ENCLOSURE MUST BE FLUSH TO BOTTOM OF ITA FRAME. THE WIDTH MAY GROW TO CUSTOMERS NEEDS WITH A SIMPLE ADJUSTMENT OF THE HANDLE ON THE RECEIVER. THERE IS NO LIMIT TO THE HEIGHT OF THE ENCLOSURE.



- 5 IF KEYING IS REQUIRED USE VPC KEYING KIT PART NUMBER 310118112. SEE TABLE FOR KEYING OPTIONS.
- ENCLOSURE MOUNTING HARDWARE IS NOT INCLUDED. HARDWARE IS INCLUDED WITH VPC MANUFACTURED ENCLOSURES.
 - ITA MATERIAL: ALUMINUM
ITA FRAME FINISH: CLEAR CHROMATE
 - WEIGHT: 4.5 LBS.
 - FOR APPLICATION USE AND CARE INFORMATION CONSULT VPC USERS GUIDE @ WWW.VPC.COM

NOTES:

CUSTOMER DRAWING			
VIRGINIA PANEL CORPORATION WWW.VPC.COM			
G12X ITA ASSEMBLY F/FRNT MNT ENCL			

DIMENSIONS ARE SHOWN AS:	SIZE	CAGE CODE	DWG. NO.	REV
[MILLIMETERS]	D	18117	410104474	E
INCHES	SCALE: 1:1	410104474	1/23/09	SHEET 1 OF 1