

4

3

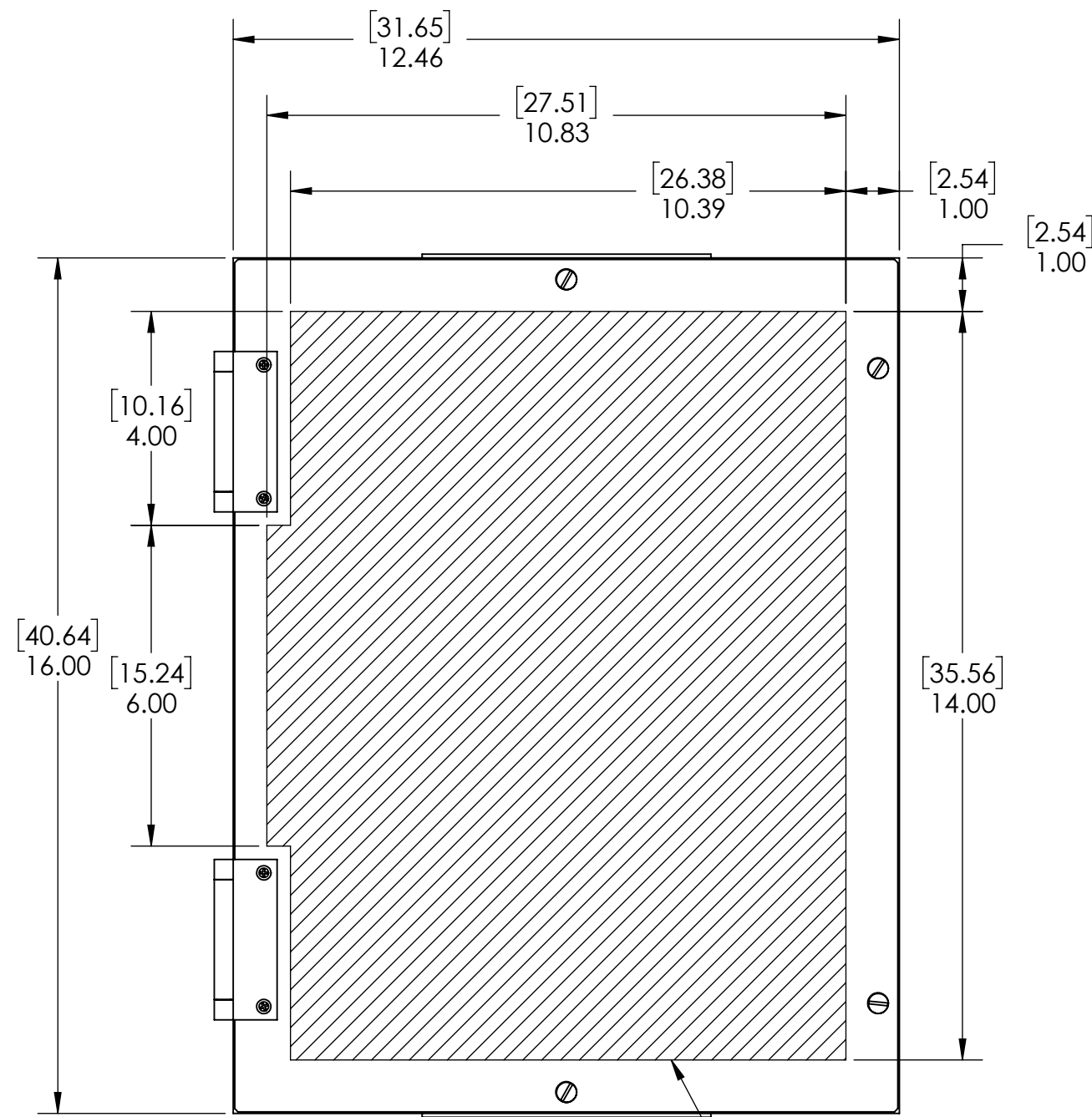
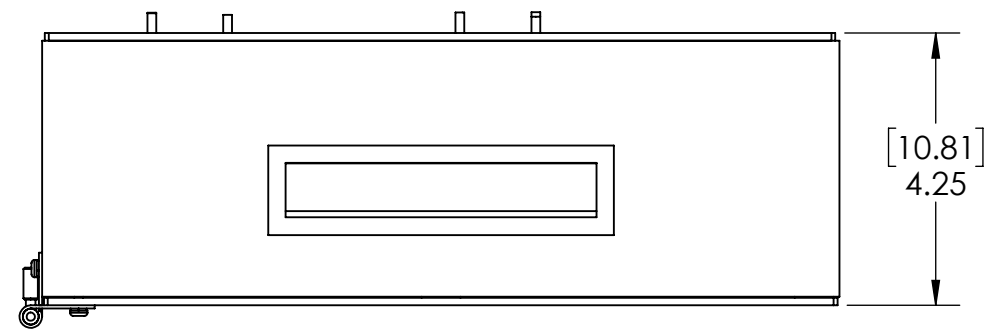
2

1

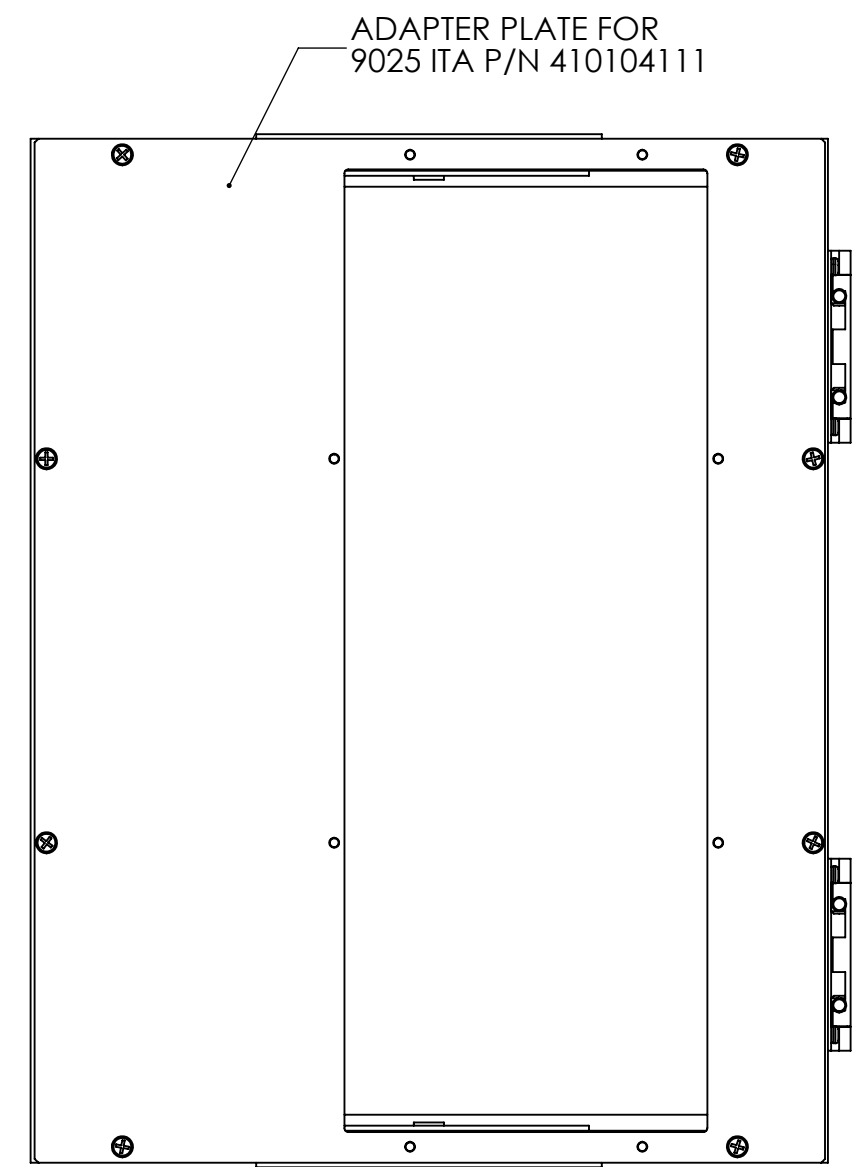

DO NOT SCALE DRAWING

THE INFORMATION CONTAINED HEREIN IS THE EXCLUSIVE PROPERTY OF VIRGINIA PANEL CORPORATION AND IS SUBMITTED FOR USE BY THE CUSTOMER ONLY. THE DATA SHALL NOT BE DUPLICATED, USED, OR DISCLOSED IN WHOLE OR IN PART FOR ANY PURPOSE OTHER THAN TO MAINTAIN THE EQUIPMENT PROVIDED. CONSULT WITH VIRGINIA PANEL CORPORATION ENGINEERING IF MORE DETAIL IS REQUIRED.

REVISIONS			
REV	DESCRIPTION	DATE	ENGR
F	ECN #9857	1/15/2020	J HARDIGREE



SHADED REGION REPRESENTS RECOMMENDED MACHINABLE AREA ON COVER. FEATURES OUTSIDE OF THIS REGION MAY INTERFERE WITH EXISTING COMPONENTS OR FEATURES.



- 2. HOUSING:  
MATERIAL = .06" [1.52] ALUMINUM.  
FINISH = PAINTED
- COVER:  
MATERIAL = .12" [3.05] ALUMINUM  
FINISH = BLACK ANODIZED
- ADAPTER PLATE:  
MATERIAL = .12" [3.05] ALUMINUM  
FINISH = BLACK ANODIZED

1. FOR APPLICATION USE & CARE INFORMATION CONSULT VPC USERS GUIDE @WWW.VPC.COM  
NOTES:

410112336

CUSTOMER DRAWING

VIRGINIA PANEL CORPORATION  
WWW.VPC.COM

ENCLOSURE, ITA  
25 MODULE

RELATIVE CONNECTOR POSITIONS  
AND WIRE ROUTING ARE GENERIC  
AND MAY VARY WITH PRODUCT  
DIMENSIONS ARE SHOWN AS:  
[MILLIMETERS]  
INCHES

SIZE	CAGE CODE	DWG. NO.	REV
C	18117	422784000	F
SCALE: 1:5		422784000	SHEET 1 OF 1

4

3

2

1