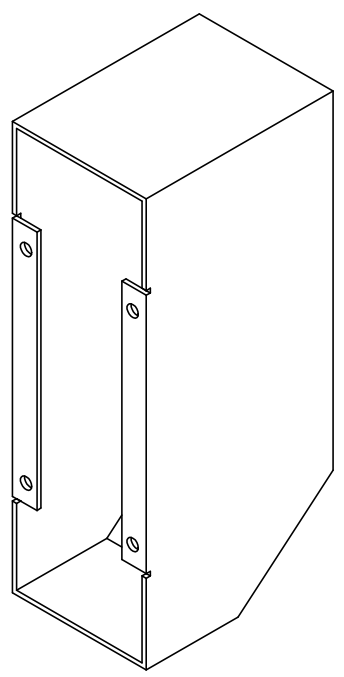

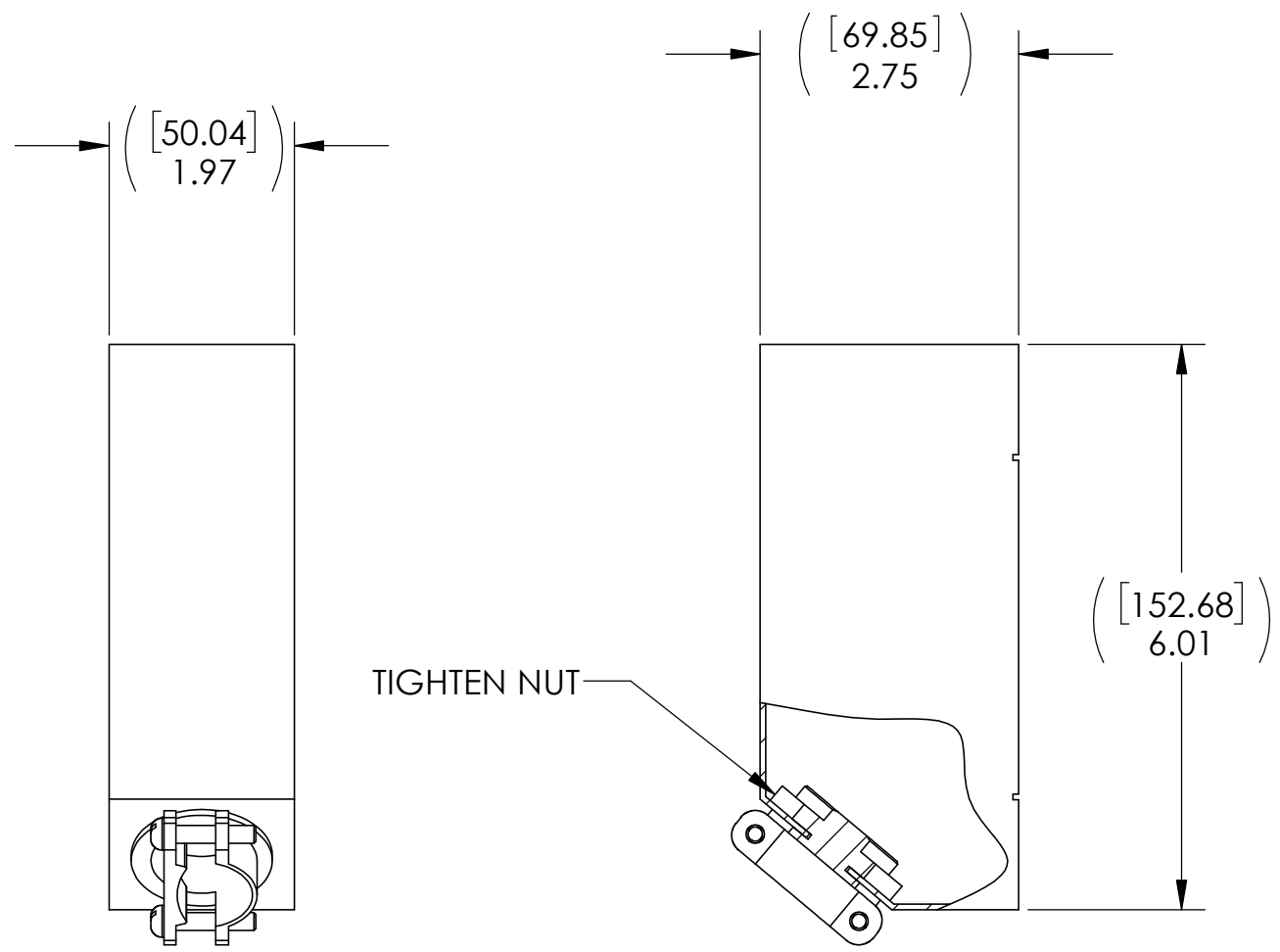


THE INFORMATION CONTAINED HEREIN IS THE EXCLUSIVE PROPERTY OF VIRGINIA PANEL CORPORATION AND IS SUBMITTED FOR USE BY THE CUSTOMER ONLY. THE DATA SHALL NOT BE DUPLICATED, USED, OR DISCLOSED IN WHOLE OR IN PART FOR ANY PURPOSE OTHER THAN TO MAINTAIN THE EQUIPMENT PROVIDED.

REV	DESCRIPTION	DATE	ENGINEER
B	ECN #10511	7/28/2020	L LOCKRIDGE

D
C
B
A

D
C
B
A



- 4. CABLE CLAMP ID = 1.00" [25.40]
- 3. QTY (4) 4-40 X 1.5 SST SH CP SCREWS INCLUDED FOR MOUNTING ITA
- 2. ENCLOSURE:
MATERIAL = ALUMINUM .06 [1.52] THICK
FINISH = BLACK POWDER COAT

1. FOR APPLICATION USE AND CARE INFORMATION CONSULT VPC USERS GUIDE @ WWW.VPC.COM
NOTES:

RELATIVE CONNECTOR POSITIONS AND WIRE ROUTING ARE GENERIC AND MAY VARY WITH PINOUT
DIMENSIONS ARE SHOWN AS:
[MILLIMETERS]
INCHES

CUSTOMER DRAWING		
ENCL ITA G2 F/410120112		
DWG.NO.	410112686	REV B
SCALE 1:2	CAGE CODE 18117	SHEET 1 OF 1

4

3

2

1