

4

3

2

1

DO NOT SCALE DRAWING

THE INFORMATION CONTAINED HEREIN IS THE EXCLUSIVE PROPERTY OF VIRGINIA PANEL CORPORATION AND IS SUBMITTED FOR USE BY THE CUSTOMER ONLY. THE DATA SHALL NOT BE DUPLICATED, USED, OR DISCLOSED IN WHOLE OR IN PART FOR ANY PURPOSE OTHER THAN TO MAINTAIN THE EQUIPMENT PROVIDED. CONSULT WITH VIRGINIA PANEL CORPORATION ENGINEERING IF MORE DETAIL IS REQUIRED.

REVISIONS

REV	DESCRIPTION	DATE	ENGR
A	DRAWING ORIGATION - ECN #5517	9/25/14	J SHAND

D

C

B

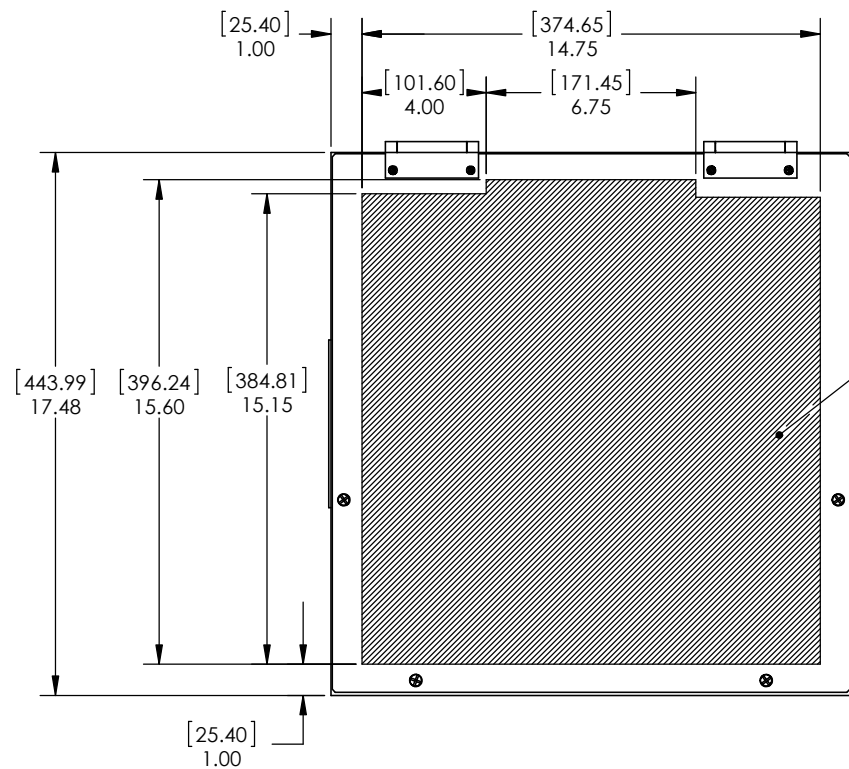
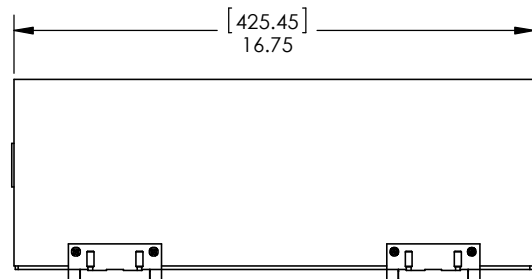
A

D

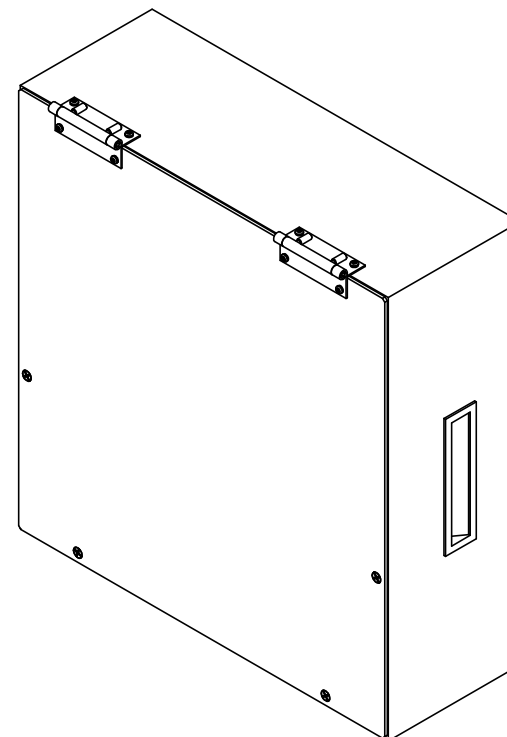
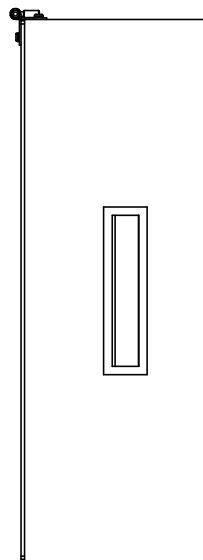
C

B

A



SHADED REGION REPRESENTS RECOMMENDED MACHINABLE AREA ON COVER. FEATURES OUTSIDE OF THIS REGION MAY INTERFERE WITH EXISTING COMPONENTS OR FEATURES.



- 4. ENCLOSURE HOUSING:
MATERIAL = .06" [1.52] THICK ALUMINUM
FINISH = PAINTED BLACK
 - ENCLOSURE COVER:
MATERIAL = .12" [3.05] THICK ALUMINUM
FINISH = BLACK ANODIZE
 - 3. ENCLOSURE INCLUDES QTY (12) 4-40 X 1.5" SOCKET HEAD CAP SCREWS FOR MOUNTING ITA USING FRONT MOUNT HOLES.
 - 2. FOR USE WITH G40X ITA.
 - 1. FOR APPLICATION USE & CARE INFORMATION CONSULT VPC USERS GUIDE @WWW.VPC.COM
- NOTES:

CUSTOMER DRAWING

VIRGINIA PANEL CORPORATION
WWW.VPC.COM

ENCLOSURE ITA G40X 6"

RELATIVE CONNECTOR POSITIONS AND WIRE ROUTING ARE GENERIC AND MAY VARY WITH PRODUCT
DIMENSIONS ARE SHOWN AS:
[MILLIMETERS]
INCHES

SIZE	CAGE CODE	DWG. NO.	REV
C	18117	410114115	A
SCALE: 1:4		410114115	9/25/14 SHEET 1 OF 1

4

3

2

1