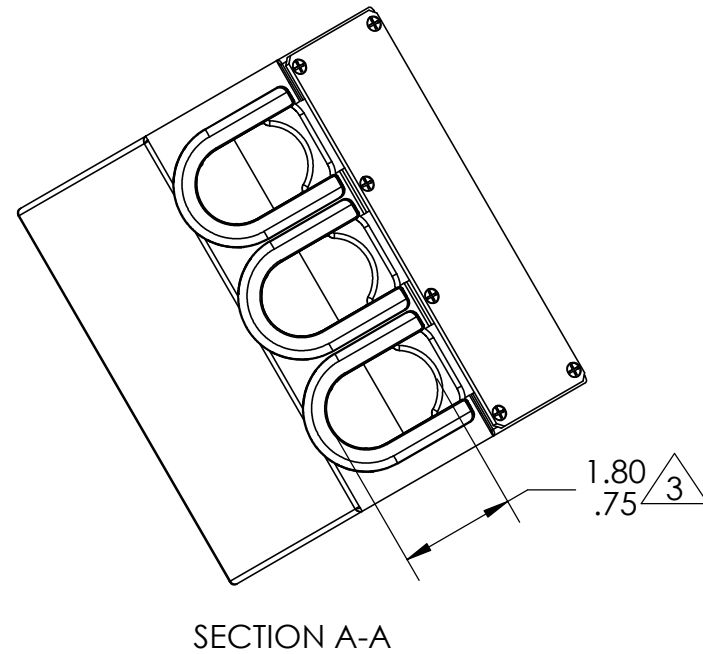
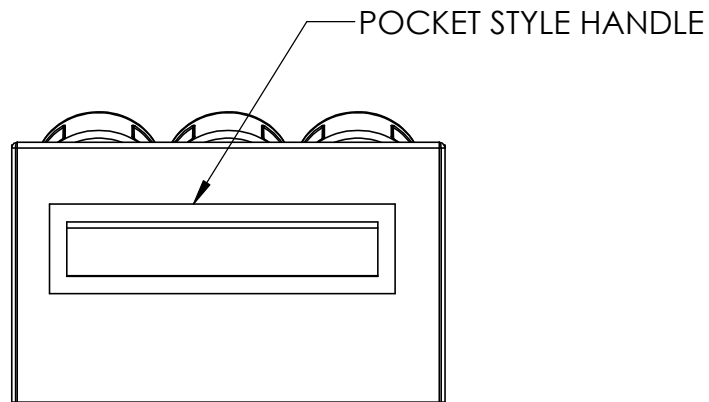
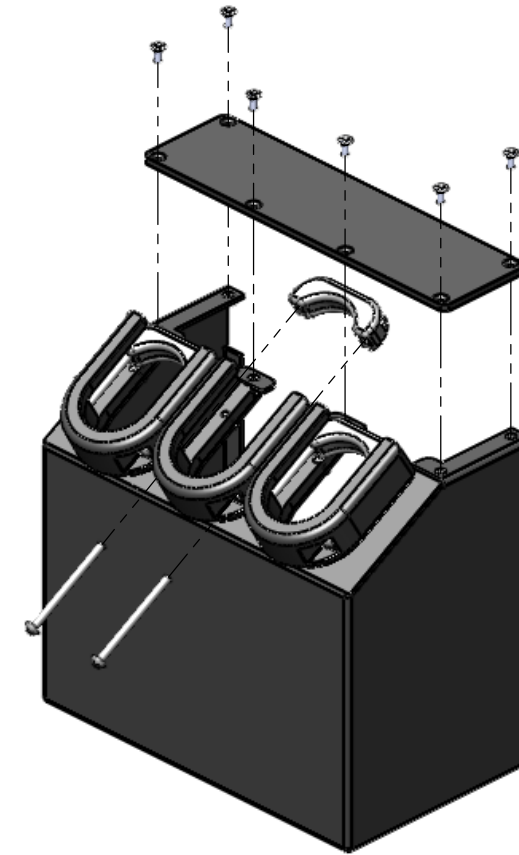
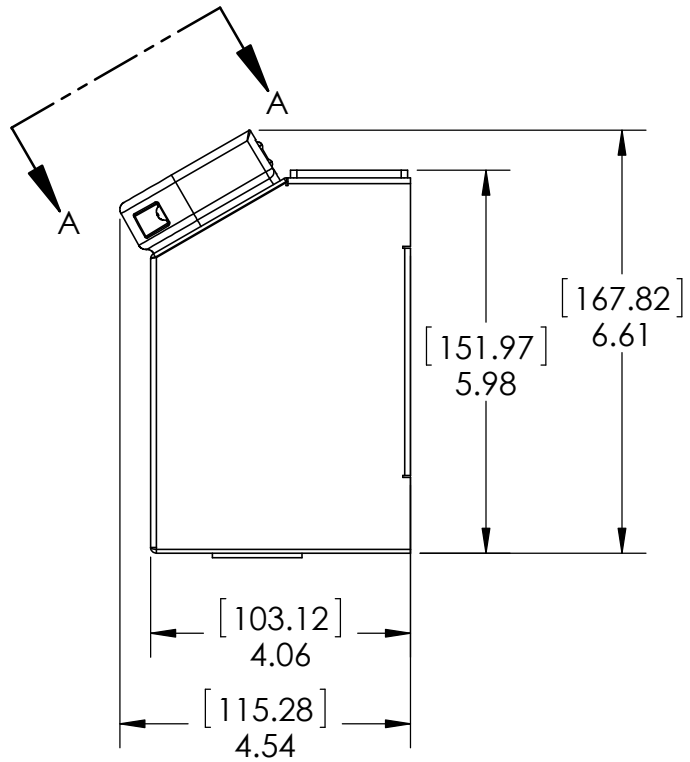
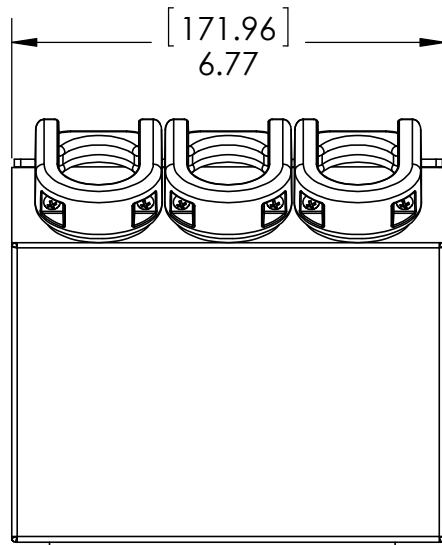


DO NOT SCALE DRAWING

THE INFORMATION CONTAINED HEREIN IS THE EXCLUSIVE PROPERTY OF VIRGINIA PANEL CORPORATION AND IS SUBMITTED FOR USE BY THE CUSTOMER ONLY. THE DATA SHALL NOT BE DUPLICATED, USED, OR DISCLOSED IN WHOLE OR IN PART FOR ANY PURPOSE OTHER THAN TO MAINTAIN THE EQUIPMENT PROVIDED. CONSULT WITH VIRGINIA PANEL CORPORATION ENGINEERING IF MORE DETAIL IS REQUIRED.

REVISIONS			
REV	DESCRIPTION	DATE	ENGR
A	DRAWING ORIGATION - ECN #4680	6/18/2013	C CHURCH



4. QTY. (4) 4-40 X .875 SHC SCREWS INCLUDED FOR ITA MOUNTING.

3 FUNCTIONAL CLAMPING RANGE. FOR SMALLER WIRE BUNDLES CLAMP CAN BE INVERTED WITH FLAT SIDE TOWARD WIRES

2. ENCLOSURE HOUSING:  
 MATERIAL = .06 [1.52] THICK ALUMINUM  
 FINISH = PAINTED/POWDER COATED BLACK  
 COVER PLATE:  
 MATERIAL = .12 [3.05] THICK ALUMINUM  
 FINISH = PAINTED/POWDER COATED BLACK

1. FOR APPLICATION USE AND CARE INFORMATION CONSULT VPC USERS GUIDE @ WWW.VPC.COM

NOTES:

RELATIVE CONNECTOR POSITIONS AND WIRE ROUTING ARE GENERIC AND MAY VARY WITH PINOUT  
 DIMENSIONS ARE SHOWN AS:  
 [MILLIMETERS]  
 INCHES

<b>CUSTOMER DRAWING</b>			
<b>VIRGINIA PANEL CORPORATION</b> WWW.VPC.COM			
<b>ENCL ITA 10Mod 4"</b> <b>(3) CABLE CLAMPS</b>			
SIZE	CAGE CODE	DWG.NO.	REV
B	18117	<b>410114138</b>	A
SCALE: 1:3	410114138	6/18/2013	SHEET 1 OF 1